



# City of San Augustine

## FY 2023 Proposed Budget

Oct 1, 2022 - Sept 30, 2023



**City of San Augustine  
FY 2022 – 2023 Proposed Budget  
Cover Page Required by the State of Texas**

*In accordance with Section 102.007 (d)(1)(B) Texas Local Government Code, the following information is included as the cover page for the City of San Augustine Budget Document.*

**This budget will raise less revenue from property taxes than last year’s budget by an amount of \$96,152, which is a 22.7614 percent decrease from last year’s budget. The property tax revenue to be raised from new property added to the tax roll this year is \$8,981.47.**

The City of San Augustine City Council adopted the budget with the following recorded vote on the \_\_\_\_\_ day of September 2022 in a called meeting. Motion was made by \_\_\_\_\_ Motion was seconded by \_\_\_\_\_.

<b>Councilperson &amp; Seat #</b>	<b>FOR</b>	<b>AGAINST</b>	<b>ABSENT</b>	<b>ABSTAIN</b>
Marcus Hafford #1				
Pamela N. Teel #2				
Stacy Watts #3				
Steve Standley #4				
Dan Fussell #4				

The City of San Augustine City Council approved the proposed tax rate and set the public hearing with following recorded vote on the 16<sup>th</sup> day of August 2002 at a regular Council Meeting. Motion was made by Councilperson Pamela Teel; Motion was seconded by Councilperson Dan Fussell.

<b>Councilperson &amp; Seat #</b>	<b>FOR</b>	<b>AGAINST</b>	<b>ABSENT</b>	<b>ABSTAIN</b>
Marcus Hafford #1	Yes			
Pamela N. Teel #2	Yes			
Stacy Watts #3	Yes			
Steve Standley #4	Yes			
Dan Fussell #4	Yes			

Information regarding the City’s property tax rates follows:

FY 2021 – 2022 (current) \$0.562375/\$100 valuation  
 FY 2022 – 2023

Adopted Rate	\$ _____ /\$100 valuation
No-New-Revenue Tax Rate	\$0.538245/\$100 valuation
De Minimis Rate	\$1.070124/\$100 valuation
Voter-Approved-Rate	\$0.434370/\$100 valuation
Proposed Tax Rate	\$0.434370/\$100 valuation

# CITY OF SAN AUGUSTINE ORGANIZATIONAL CHART

Citizens of San Augustine

Mayor and City Council

City Boards

City Attorney

City Manager

City Judge

City Secretary

Utility Billing

Municipal Bldg

Library Director

Public Library Services

Computer Services

Genealogy

Finances

Finance Director

General Ledger

Accounts Payable

Point Manager Call Center

Main Street Director

Main Street Program

Water Waste Water Supervisor

Water Production & Treatment

Water Distribution

Sewer Collection

Sewer Treatment

Process / IT Specialist Cross Reports To City Manager

Electrical Supervisor

Electrical Department

Chief of Police

Police Department

Code Enforcer

Fire Chief

Fire Department

Street Supervisor

Street Department

Solid Waste Service Contractor

Facilities & Fleet

**FISCAL YEAR 2023  
BUDGET SUMMARY**

**Exhibit "A"**

	2018 - 2019 ACTUAL	2019 - 2020 ACTUAL	2020 - 2021 ACTUAL	2021 - 2022 BUDGET	Y-T-D ACTUAL	2020 - 2022 PROJECTED	2022 - 2023 PROPOSED
--	-----------------------	-----------------------	-----------------------	-----------------------	-----------------	--------------------------	-------------------------

**BUDGET SUMMARY (FY 2021 Reflects 15 months - Changed FY Dates to Oct. 1 - Sept. 30)**

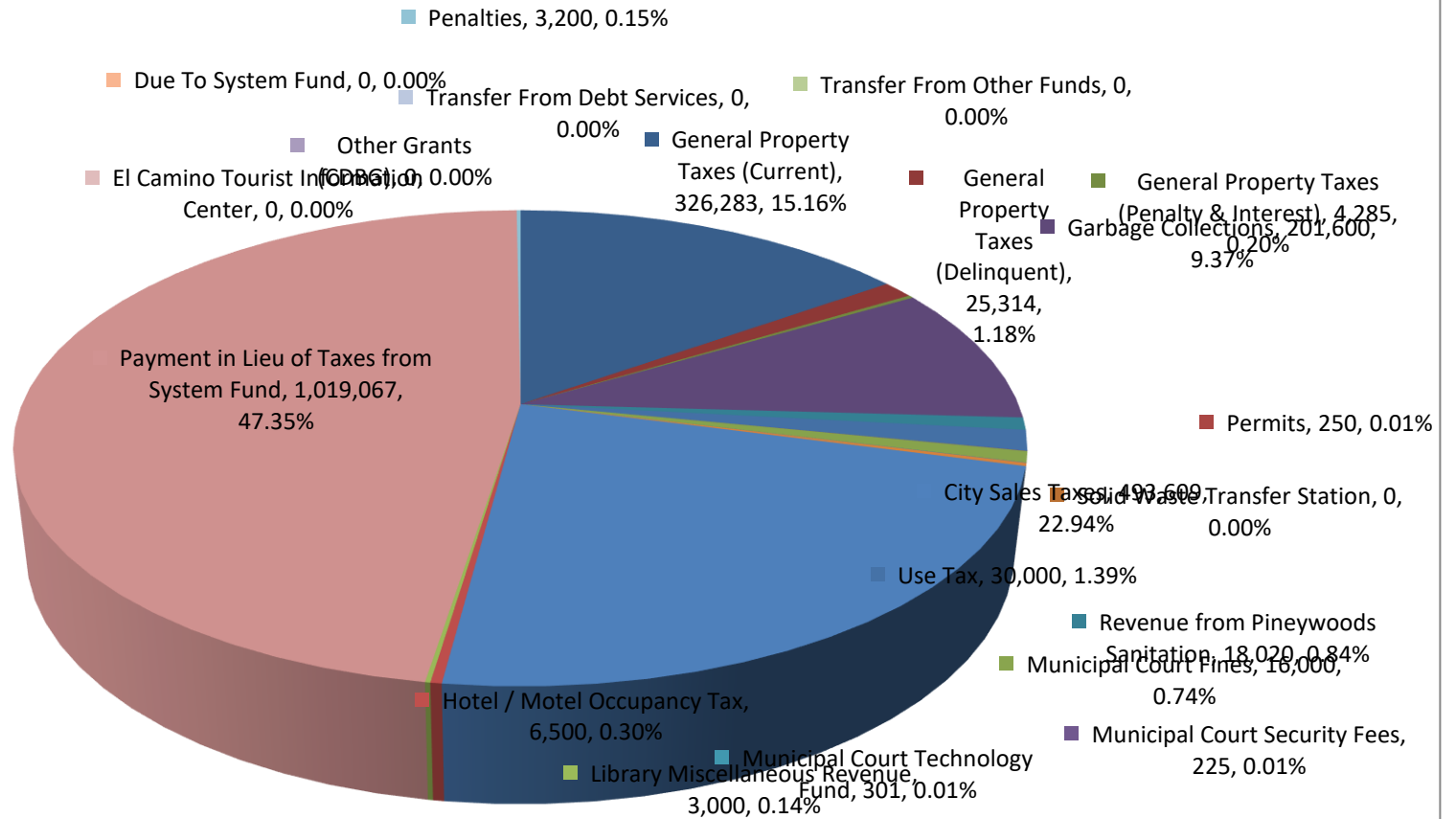
COMBINED GF/SF FUNDS BALANCE, OCT. 1	0	0	0	0			
GENERAL FUND FUND BALANCE, OCT 1	179,732	62,494	62,494	52,545	52,545	52,545	48,698
GENERAL FUND							0
General Fund Revenues	1,712,656	1,797,769	1,797,769	2,034,318	1,332,455	1,776,702	2,152,154
General Fund Expenditures	1,707,320	1,682,437	1,682,437	2,086,862	1,521,547	1,829,248	2,200,851
<b>GENERAL FUND FUND BALANCE</b>	<b>185,069</b>	<b>160,476</b>	<b>160,476</b>	<b>1</b>	<b>(136,548)</b>	<b>(0)</b>	<b>0</b>
SYSTEM FUND FUND BALANCE, OCT 1	107,444	259,649	259,649	124,000	124,000	124,000	110,462
SYSTEM FUND							
System Fund Revenues	4,519,317	4,140,470	4,140,470	4,995,876	3,608,857	4,938,437	5,863,918
System Fund Expenditures	4,133,809	3,929,939	3,929,939	5,119,874	3,824,292	5,062,437	5,974,380
<b>SYSTEM FUND FUND BALANCE</b>	<b>492,952</b>	<b>470,180</b>	<b>470,180</b>	<b>2</b>	<b>(91,435)</b>	<b>(0)</b>	<b>(0)</b>
I & S FUND							
I & S FUND BALANCE	101,207	109,757	115,966	153,302	153,302	153,302	78,900
Revenue From General Fund	138,000	138,000	172,500	138,000	138,000	138,000	75,000
Other Financing Sources	0						
AVAILABLE I & S REVENUE	239,207	247,757	288,466	291,302	291,302	291,302	153,900
Excess of Revenues Transferred to Gen. Fund			0	0	0	0	0
Excess of Revenues Transferred to Sys. Fund	0	0	0	80,500	80,500	80,500	55,609
Debt Service Payments	129,451	131,820	135,164	136,972	131,902	131,902	50,000
<b>I &amp; S FUND BALANCE</b>	<b>109,756</b>	<b>115,937</b>	<b>153,302</b>	<b>73,830</b>	<b>78,900</b>	<b>78,900</b>	<b>48,291</b>
CAPITAL PROJECT FUND							
FUND BALANCE	42,480	42,145	42,145	42,480	42,480	42,480	42,480
Capital Project Fund Revenues							
Interest Income	65	0	0	0	0	0	0
2010 CO	0	0	0	0	0	0	0
2011 CO	0	0	0	0	0	0	0
Ike 2	0	0	0	0	0	0	0
EDA	0	0	0	0	0	0	0
Capital Project Fund Expenses							
2010 CO	0	0	0	0	0	0	0
2011 CO	0	0	0	0	0	0	0
Ike 2	0	0	0	0	0	0	0
EDA	0	0	0	0	0	0	0
Miscellaneous	400	219	219	0	0	0	0
Operating Transfer Out	0	25,917	25,917	37,070	0	0	0
<b>CAPITAL PROJECT FUND BALANCE</b>	<b>42,145</b>	<b>16,009</b>	<b>16,009</b>	<b>5,410</b>	<b>42,480</b>	<b>42,480</b>	<b>42,480</b>
<b>TOTAL ALL FUNDS ENDING BALANCE</b>							
September 30	1,117,098	1,084,745	1,122,110	255,788	69,942	297,925	249,931

# GENERAL FUND

**PROJECTED BUDGET WORKSHEET  
FISCAL YEAR 2023  
GENERAL FUND REVENUE and EXPENDITURE SUMMARY**

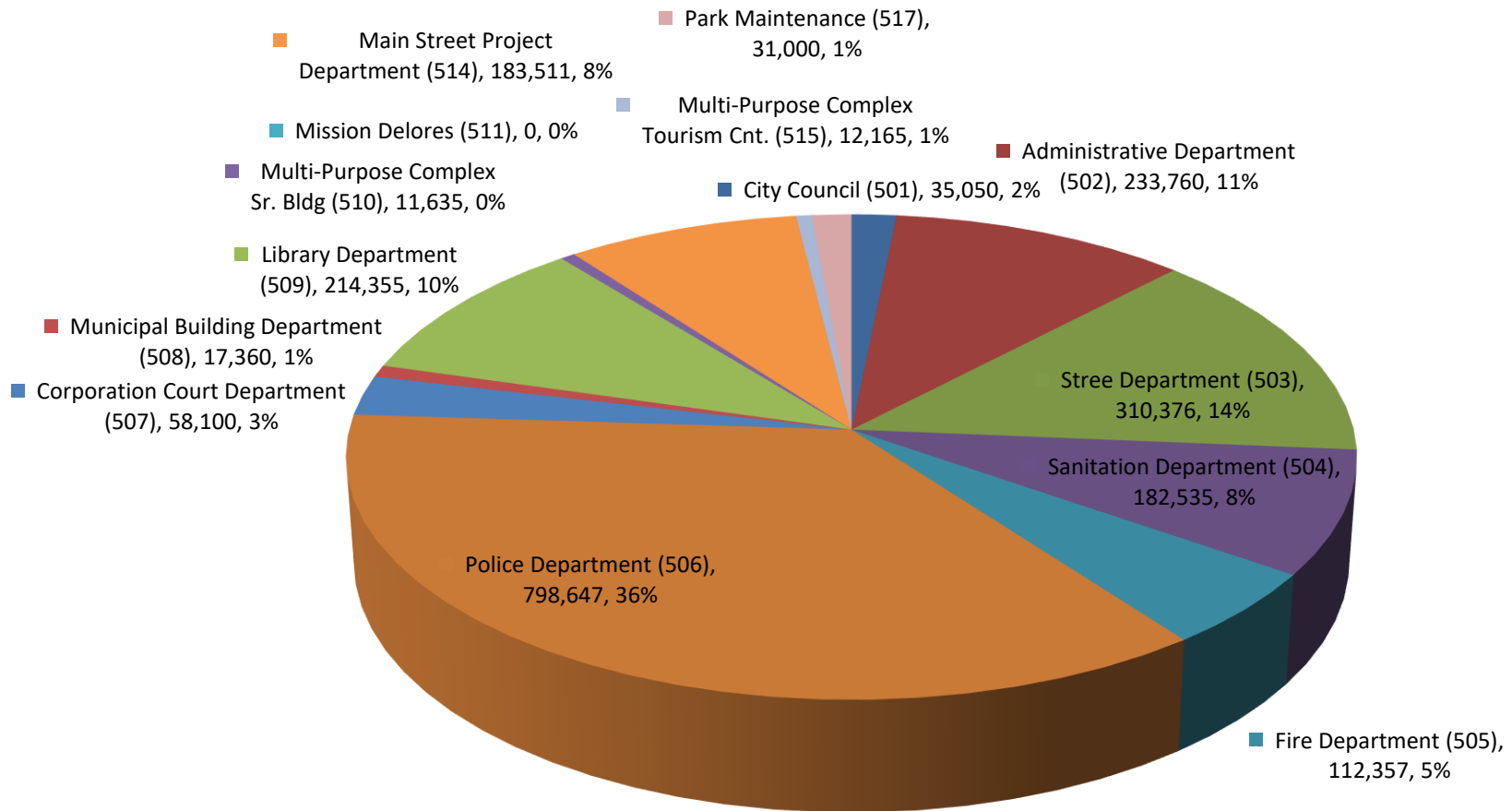
FUND	ACCOUNT NAME	(----- 2021 - 2022-----)					2022 - 2023	
		2018-2019 ACTUAL	2019-2020 ACTUAL	2020-2021 ACTUAL	CURRENT BUDGET	Y-T-D ACTUAL	PROJECTED YEAR END	PROPOSED BUDGET
<b>REVENUE SUMMARY</b>								
GENERAL (01)	Proceeds From Note Payable							
GENERAL (01)	General Property Taxes (Current)	362,733	371,819	371,819	365,000	347,892	326,283	
GENERAL (01)	General Property Taxes (Delinquent)	30,412	9,441	9,441	30,000	25,314	25,314	
GENERAL (01)	General Property Taxes (Penalty & Interest)	20,295	9,322	9,322	20,000	4,285	4,285	
GENERAL (01)	Garbage Collections	201,984	206,854	206,854	201,600	150,251	201,600	
GENERAL (01)	Revenue from Pineywoods Sanitation	21,671	20,652	20,652	17,000	7,711	18,020	
GENERAL (01)	Solid Waste Transfer Station	0	0	0	0	0	0	
GENERAL (01)	Use Tax	58,039	56,911	56,911	40,000	37,431	30,000	
GENERAL (01)	Permits	250	1,324	1,324	250	170	250	
GENERAL (01)	Municipal Court Fines	50,276	18,125	18,125	40,000	17,180	16,000	
GENERAL (01)	Municipal Court Security Fees	779	263	263	400	242	225	
GENERAL (01)	Municipal Court Technology Fund	1,038	351	351	500	322	301	
GENERAL (01)	Miscellaneous Revenue	35,565	41,055	41,055	30,000	12,485	4,500	
GENERAL (01)	City Sales Taxes	545,739	540,595	540,595	541,000	373,609	493,609	
GENERAL (01)	Hotel / Motel Occupancy Tax	7,581	5,507	5,507	6,500	4,438	6,500	
GENERAL (01)	Library Miscellaneous Revenue	11,348	7,709	7,709	3,000	2,952	3,000	
GENERAL (01)	Mission Delores & R. V. Park	0	0	0	0	0	0	
GENERAL (01)	Interest Income	37	0	0	0	0	0	
GENERAL (01)	Sr. Citizens Complex Rental Revenue	1,520	25	25	0	0	0	
GENERAL (01)	Log Cabin Tourism Center Rental Revenue	3,040	1,580	1,580	0	810	0	
GENERAL (01)	Payment in Lieu of Taxes from System Fund	355,382	500,894	500,894	734,568	342,972	1,019,067	
GENERAL (01)	Transfer From Other Funds	0	0	0	0	0	0	
GENERAL (01)	Other Grants (CDBG)	0	0	0	0	0	0	
GENERAL (01)	Penalties	4,967	5,341	5,341	4,500	4,391	3,200	
GENERAL (01)	Due To System Fund	0	0	0	0	0	0	
GENERAL (01)	Transfer From Debt Services	0	0	0	0	0	0	
GENERAL (01)	EI Camino Tourist Information Center	0	0	0	0	0	0	
GENERAL (01)	Main Street Project Department	0	0	0	0	0	0	
<b>GRAND TOTALS - ALL GENERAL FUND REVENUES</b>		<b>1,712,656</b>	<b>1,797,769</b>	<b>1,797,769</b>	<b>2,034,318</b>	<b>1,332,455</b>	<b>1,776,702</b>	<b>2,152,154</b>
<b>EXPENDITURE SUMMARY</b>								
GENERAL (01)	Miscellaneous Other Expenses							
GENERAL (01)	Transfer to I & S Fund for Debt Service	0	0	0	0	0	0	
GENERAL (01)	General Ledger Entries (500)	0	0	0	0	0	0	
GENERAL (01)	City Council (501)	41,350	40,383	40,383	41,278	23,345	35,050	
GENERAL (01)	Administrative Department (502)	289,627	262,082	262,082	319,706	366,211	233,760	
GENERAL (01)	Stree Department (503)	152,237	197,133	197,133	285,250	152,599	310,376	
GENERAL (01)	Sanitation Department (504)	157,588	163,045	163,045	171,675	132,228	182,535	
GENERAL (01)	Fire Department (505)	125,985	94,063	94,063	111,475	101,462	112,357	
GENERAL (01)	Police Department (506)	596,979	629,446	629,446	761,249	513,716	798,647	
GENERAL (01)	Corporation Court Department (507)	79,383	37,502	37,502	57,726	35,789	58,100	
GENERAL (01)	Municipal Building Department (508)	9,059	12,953	12,953	19,160	8,007	17,360	
GENERAL (01)	Library Department (509)	146,901	133,131	133,131	191,319	123,189	214,355	
GENERAL (01)	Multi-Purpose Complex Sr. Bldg (510)	18,157	4,756	4,756	11,425	8,719	11,635	
GENERAL (01)	Mission Delores (511)	17,209	0	0	0	0	0	
GENERAL (01)	Main Street Project Department (514)	55,252	85,061	85,061	67,735	48,114	183,511	
GENERAL (01)	Multi-Purpose Complex Tourism Cnt. (515)	14,140	12,839	12,839	18,165	5,086	12,165	
GENERAL (01)	Park Maintenance (517)	3,453	10,044	10,044	30,700	3,082	31,000	
<b>GRAND TOTALS - ALL GENERAL FUND EXPENDITURES</b>		<b>1,707,320</b>	<b>1,682,437</b>	<b>1,682,437</b>	<b>2,086,864</b>	<b>1,521,547</b>	<b>1,829,248</b>	<b>2,200,851</b>

# FY 2023 General Fund Revenue Summary - Proposed Budget





## FY 2023 General Fund Expenditure Summary - Proposed Budget





**PROJECTED BUDGET WORKSHEET  
FISCAL YEAR 2023  
GENERAL FUND (01)**

( ----- 2021 - 2022 -----)      2022 - 2023

ACCOUNT NUMBER	ACCOUNT NAME	2018-2019 ACTUAL	2019-2020 ACTUAL	2020-2021 ACTUAL	CURRENT BUDGET	Y-T-D ACTUAL	PROJECTED YEAR END	PROPOSED BUDGET
<b>CITY COUNCIL</b>								
<b>SALARIES and WAGES</b>								
I 501 51010	Salary - Supervision	0	0	0	0	0	0	0
I 501 51040	Salary - Extra Help	0	0	0	0	0	0	0
I 501 51060	- Mayor & Council Fees	8,300	8,400	8,400	8,400	6,450	8,400	8,400
	<b>Total Salaries and Wages</b>	<b>8,300</b>	<b>8,400</b>	<b>8,400</b>	<b>8,400</b>	<b>6,450</b>	<b>8,400</b>	<b>8,400</b>
<b>SUPPLIES</b>								
I 501 52010	- Office Supplies	16	20	20	0	0	0	0
I 501 52020	Fuel	828	725	725	1,100	763	1,100	1,100
I 501 52110	- Other Supplies	996	126	126	500	0	240	500
	<b>Total Supplies</b>	<b>1,840</b>	<b>871</b>	<b>871</b>	<b>1,600</b>	<b>763</b>	<b>1,340</b>	<b>1,600</b>
<b>CONTRACTUAL</b>								
I 501 53030	- Insurance & Bonds	605	730	730	750	637	637	750
I 501 53050	- Court Costs (Attorney)	6,900	6,300	6,300	7,500	5,994	5,994	7,500
I 501 53060	- Traveling Expenses	5,138	5,555	5,555	5,500	0	0	5,500
I 501 53070	- Publications	0	0	0	0	0	0	0
I 501 53100	- Engineering & Related Consultants	0	0	0	5,000	0	0	2,500
I 501 53110	- Associations	1,223	810	810	1,500	760	760	1,500
I 501 53130	- Postage	0	0	0	0	0	0	0
I 501 53150	- Training	1,745	1,825	1,825	2,100	750	750	2,100
I 501 53160	- Promotions & Advertising	2,089	1,498	1,498	2,500	3,187	3,187	2,500
I 501 53170	- Miscellaneous	11,075	8,526	8,526	1,500	1,433	1,433	1,500
	<b>Total Contractual</b>	<b>28,775</b>	<b>25,244</b>	<b>25,244</b>	<b>26,350</b>	<b>12,761</b>	<b>12,761</b>	<b>23,850</b>
<b>MAINTENANCE - BUILDING STRUCTURES, ETC.</b>								
I 501 54010	- Buildings & Grounds	0	0	0	0	0	0	0
I 501 54140	- Other	0	0	0	0	0	0	0
	<b>Total Maintenance - Building Structures, Etc.</b>	<b>0</b>	<b>0</b>	<b>0</b>	<b>0</b>	<b>0</b>	<b>0</b>	<b>0</b>
<b>MAINTENANCE - EQUIPMENT</b>								
I 501 55010	- Furniture & Fixtures	0	0	0	0	0	0	0
I 501 55040	- Motor Vehicles	1,848	184	184	1,000	15	15	500
I 501 55070	- Miscellaneous	0	0	0	0	0	0	0
	<b>Total Maintenance - Equipment</b>	<b>1,848</b>	<b>184</b>	<b>184</b>	<b>1,000</b>	<b>15</b>	<b>15</b>	<b>500</b>
<b>SUNDRY CHARGES</b>								
I 501 56010	Contributions & Gratuities	0	0	0	0	0	0	0
I 501 56030	Judgements, Damages, Claims	0	0	0	0	0	0	0
I 501 56040	Social Security Taxes	0	0	0	0	0	0	0
I 501 56070	Auditing	588	684	684	700	317	700	700
I 501 56080	- Occupancy Tax	0	0	0	0	0	0	0
I 501 56100	Miscellaneous	0	0	0	0	0	0	0
I 501 56110	Workers Compensation	0	0	0	0	0	0	0
I 501 56120	Unemployment	0	0	0	0	0	0	0
	<b>Total Sundry Charges</b>	<b>588</b>	<b>684</b>	<b>684</b>	<b>700</b>	<b>317</b>	<b>700</b>	<b>700</b>

**PROJECTED BUDGET WORKSHEET  
FISCAL YEAR 2023  
GENERAL FUND (01)**

( ----- 2021 - 2022 -----)      2022 - 2023

ACCOUNT NUMBER	ACCOUNT NAME	2018-2019 ACTUAL	2019-2020 ACTUAL	2020-2021 ACTUAL	CURRENT BUDGET	Y-T-D ACTUAL	PROJECTED YEAR END	PROPOSED BUDGET
<b>CAPITAL OUTLAY</b>								
I 501 57010	- Land Purchased	0	0	0	0	0	0	0
I 501 57020	- Land Improvements	0	0	0	0	0	0	0
I 501 58010	- Buildings	0	0	0	0	0	0	0
I 501 58150	- Other	0	5,000	5,000	3,228	3,039	3,039	0
I 501 59010	- Furniture & Fixtures	0	0	0	0	0	0	0
I 501 59100	Miscellaneous	0	0	0	0	0	0	0
	<b>Total Capital Outlay</b>	<b>0</b>	<b>5,000</b>	<b>5,000</b>	<b>3,228</b>	<b>3,039</b>	<b>3,039</b>	<b>0</b>
	<b>TOTAL CITY COUNCIL</b>	<b>41,350</b>	<b>40,383</b>	<b>40,383</b>	<b>41,278</b>	<b>23,345</b>	<b>26,254</b>	<b>35,050</b>

**PROJECTED BUDGET WORKSHEET  
FISCAL YEAR 2023  
GENERAL FUND (01)**

( ----- 2021 - 2022 -----)      2022 - 2023

ACCOUNT NUMBER	ACCOUNT NAME	2018-2019 ACTUAL	2019-2020 ACTUAL	2020-2021 ACTUAL	CURRENT BUDGET	Y-T-D ACTUAL	PROJECTED YEAR END	PROPOSED BUDGET
<b>ADMINISTRATIVE DEPARTMENT</b>								
<b>SALARIES and WAGES</b>								
I 502 51010	- Salary - Supervision - Admin.	92,878	96,713	96,713	107,060	92,410	128,010	43,672
I 502 51020	- Salary - Skilled Labor - Admin.	23,249	22,249	22,249	28,665	30,841	23,339	24,836
I 502 51030	- Labor Operations	0	0	0	0	23,370	0	30,870
I 502 51040	- Salary - Extra Help - Admin.	0	0	0	0	13,941	1,088	0
	<b>Total Salaries and Wages</b>	<b>116,127</b>	<b>118,962</b>	<b>118,962</b>	<b>135,724</b>	<b>160,562</b>	<b>152,437</b>	<b>99,378</b>
<b>SUPPLIES</b>								
I 502 52010	- Office Supplies	5,985	1,371	1,371	2,000	1,936	912	2,000
I 502 52020	- Fuel	378	283	283	400	195	413	400
I 502 52050	Motor Vehicle Supplies	0	0	0	200	0	0	200
I 502 52110	- Other Supplies	4,066	3,380	3,380	3,500	3,773	3,805	3,500
	<b>Total Supplies</b>	<b>10,429</b>	<b>5,034</b>	<b>5,034</b>	<b>6,100</b>	<b>5,904</b>	<b>5,130</b>	<b>6,100</b>
<b>CONTRACTUAL</b>								
I 502 53010	- Communication	28,864	40,320	40,320	38,000	86,437	87,000	15,000
I 502 53030	- Insurance & Bonds	2,202	2,347	2,347	2,575	2,710	2,710	2,900
I 502 53060	- Traveling Expenses	3,264	1,665	1,665	3,200	0	0	3,200
I 502 53070	- Publications	0	0	0	110	0	0	110
I 502 53080	- Utilities	10,927	9,945	9,945	11,000	6,451	10,000	11,000
I 502 53110	- Associations	601	646	646	1,000	68	68	1,000
I 502 53130	- Postage	118	0	0	150	0	0	150
I 502 53140	- Intergovernmental Contracts	7,000	3,500	3,500	3,500	3,500	3,500	3,500
I 502 53141	Lifeflight Contract	0	0	0	3,500	3,400	3,400	3,500
I 502 53150	- Training	867	370	370	1,750	930	930	1,750
I 502 53170	- Miscellaneous	29,409	8,836	8,836	17,000	20,148	20,148	17,000
I 502 53171	Mowing Contract	11,412	12,680	12,680	13,000	2,325	2,325	0
I 502 53172	UpKeep Contract ( Work Orders)	192	288	288	500	318	318	500
I 502 53173	Website	1,560	1,560	1,560	2,000	1,050	1,050	2,000
I 502 53174	Call Center	0	0	0	5,000	5,000	5,000	5,000
I 502 53180	- Equipment Rental	2,733	3,151	3,151	3,500	3,338	3,338	3,500
I 502 53190	- Tax Appraisal District	11,779	8,759	8,759	12,000	6,990	10,490	12,000
	<b>Total Contractual</b>	<b>110,927</b>	<b>94,067</b>	<b>94,067</b>	<b>117,785</b>	<b>142,664</b>	<b>150,277</b>	<b>82,110</b>
<b>MAINTENANCE - BUILDING STRUCTURES, ETC.</b>								
I 502 54010	- Buildings & Grounds	0	0	0	2,500	0	0	2,500
I 502 54040	- Sanitary Sewers	0	0	0	0	0	0	0
I 502 54140	Other	0	0	0	0	0	0	0
	<b>Total Maintenance - Building Structures, Etc.</b>	<b>0</b>	<b>0</b>	<b>0</b>	<b>2,500</b>	<b>0</b>	<b>0</b>	<b>2,500</b>
<b>MAINTENANCE - EQUIPMENT</b>								
I 502 55010	- Furniture & Fixtures	0	0	0	200	632	632	200
I 502 55020	- Machinery, Tools & Equipment	0	0	0	0	0	0	0
I 502 55040	- Motor Vehicle	290	75	75	600	0	0	600
I 502 55070	- Miscellaneous	0	0	0	500	5,805	5,805	500
	<b>Total Maintenance - Equipment</b>	<b>290</b>	<b>75</b>	<b>75</b>	<b>1,300</b>	<b>6,437</b>	<b>6,437</b>	<b>1,300</b>
<b>SUNDRY CHARGES</b>								
I 502 56010	- Contributions & Gratuities	780	780	780	780	585	585	780
I 502 56040	- Social Security Taxes	8,894	9,100	9,100	10,383	10,528	14,037	7,603

**PROJECTED BUDGET WORKSHEET  
FISCAL YEAR 2023  
GENERAL FUND (01)**

( ----- 2021 - 2022 -----)      2022 - 2023

ACCOUNT NUMBER	ACCOUNT NAME	2018-2019 ACTUAL	2019-2020 ACTUAL	2020-2021 ACTUAL	CURRENT BUDGET	Y-T-D ACTUAL	PROJECTED YEAR END	PROPOSED BUDGET
I 502 56050	- TMRS & Pension	11,717	10,119	10,119	13,912	14,677	19,569	10,206
I 502 56070	- Auditing	588	684	684	700	317	700	700
I 502 56090	- Insurance - Employees	20,500	22,572	22,572	22,710	23,408	31,211	19,392
I 502 56110	- Workers Compensation	333	180	180	636	680	737	2,652
I 502 56120	- Unemployment	174	459	459	675	448	597	540
I 502 56140	Vacation Leave	0	0	0	0	0	0	0
I 502 56150	Sick Leave	140	0	0	0	0	0	0
	<b>Total Sundry Charges</b>	<b>43,126</b>	<b>43,895</b>	<b>43,895</b>	<b>49,795</b>	<b>50,644</b>	<b>67,437</b>	<b>41,872</b>
	<b>CAPITAL OUTLAY</b>							
I 502 57010	- Land Purchased	0	0	0	0	0	0	0
I 502 57020	- Land Improvements	0	0	0	0	0	0	0
I 502 58010	- Buildings	0	0	0	0	0	0	0
I 502 58150	- Other	8,730	50	50	6,500	0	0	500
I 502 59010	- Furniture & Fixtures	0	0	0	0	0	0	0
I 502 59020	- Machinery, Tools & Implements	0	0	0	0	0	0	0
I 502 59100	- Miscellaneous	0	0	0	0	0	0	0
	<b>Total Capital Outlay</b>	<b>8,730</b>	<b>50</b>	<b>50</b>	<b>6,500</b>	<b>0</b>	<b>0</b>	<b>500</b>
	<b>TOTAL ADMINISTRATIVE DEPARTMENT</b>	<b>289,627</b>	<b>262,082</b>	<b>262,082</b>	<b>319,706</b>	<b>366,211</b>	<b>381,717</b>	<b>233,760</b>

**PROJECTED BUDGET WORKSHEET  
FISCAL YEAR 2023  
GENERAL FUND (01)**

( ----- 2021 - 2022 -----)      **2022 - 2023**

<b>ACCOUNT NUMBER</b>	<b>ACCOUNT NAME</b>	<b>2018-2019 ACTUAL</b>	<b>2019-2020 ACTUAL</b>	<b>2020-2021 ACTUAL</b>	<b>CURRENT BUDGET</b>	<b>Y-T-D ACTUAL</b>	<b>PROJECTED YEAR END</b>	<b>PROPOSED BUDGET</b>
<b>STREET DEPARTMENT</b>								
<b>SALARIES and WAGES</b>								
I 503 51010	- Salary - Supervision - Streets	0	0	0	0	0	0	0
I 503 51020	- Salary - Skilled Labor	0	0	0	0	0	0	38,218
I 503 51030	- Labor Operations - Streets	50,100	52,052	52,052	60,758	43,736	58,314	35,054
I 503 51040	- Salary - Extra Help	0	277	277	0	965	965	0
	<b>Total Salaries and Wages</b>	<b>50,100</b>	<b>52,329</b>	<b>52,329</b>	<b>60,758</b>	<b>44,700</b>	<b>59,279</b>	<b>73,272</b>
<b>SUPPLIES</b>								
I 503 52020	- Fuel	6,831	5,460	5,460	6,700	11,539	11,539	6,700
I 503 52040	- Wearing Apparel	243	100	100	300	297	297	300
I 503 52050	- Motor Vehicle Supplies	390	463	463	1,000	0	0	800
I 503 52060	- Minor Apparatus & Tools	0	0	0	200	0	0	200
I 503 52070	- Laundry & Cleaning	2,400	3,944	3,944	4,500	2,903	3,870	4,500
I 503 52080	- Chemical, Medical, Surgical	0	0	0	0	0	0	0
I 503 52090	- Mechanical	0	0	0	0	0	0	0
I 503 52110	- Other Supplies	4,901	5,451	5,451	6,500	12,825	12,825	6,500
	<b>Total Supplies</b>	<b>14,766</b>	<b>15,418</b>	<b>15,418</b>	<b>19,200</b>	<b>27,564</b>	<b>28,532</b>	<b>19,000</b>
<b>CONTRACTUAL</b>								
I 503 53010	- Communication	5,205	8,989	8,989	9,000	4,477	5,970	9,000
I 503 53030	- Insurance & Bonds	1,511	1,924	1,924	2,400	2,329	2,329	2,400
I 503 53060	- Traveling Expenses	0	0	0	50	0	0	50
I 503 53080	- Utilities	3,196	2,988	2,988	4,500	3,834	5,112	5,200
I 503 53090	- Freight & Express	0	0	0	0	0	0	0
I 503 53110	- Associations	0	0	0	0	0	0	0
I 503 53122	- Special Projects	0	15,405	15,405	50,000	0	0	50,000
I 503 53130	- Postage	0	0	0	0	0	0	0
I 503 53140	- Intergovernmental Contracts	0	0	0	0	0	0	0
I 503 53150	- Training	0	0	0	2,500	0	0	2,000
I 503 53170	- Miscellaneous	3,562	960	960	2,600	760	760	2,600
I 503 53171	Mowing Contract	0	0	0	7,200	2,400	2,400	7,200
I 503 53172	UpKeep Contract ( Work Orders)	384	576	576	600	606	808	900
I 503 53180	- Equipment Rental	0	0	0	0	0	0	0
	<b>Total Contractual</b>	<b>13,858</b>	<b>30,842</b>	<b>30,842</b>	<b>78,850</b>	<b>14,407</b>	<b>17,379</b>	<b>79,350</b>
<b>MAINTENANCE - BUILDING STRUCTURES, ETC.</b>								
I 503 54010	- Buildings & Grounds	0	0	0	700	81	81	700
I 503 54020	- Bridges & Culverts	0	540	540	500	128	128	500
I 503 54050	- Sidewalks, Curbs, Gutters	0	992	992	500	0	0	500
I 503 54060	- Storm Sewers	0	0	0	0	0	0	0
I 503 54070	- Street & Alley Repairs	21,334	40,700	40,700	50,000	29,878	39,837	50,000
I 503 54140	- Other	0	0	0	0	65	65	200
	<b>Total Maintenance - Building Structures, Etc.</b>	<b>21,334</b>	<b>42,232</b>	<b>42,232</b>	<b>51,700</b>	<b>30,151</b>	<b>40,111</b>	<b>51,900</b>
<b>MAINTENANCE - EQUIPMENT</b>								
I 503 55010	- Furniture & Fixtures	0	0	0	0	0	0	0
I 503 55020	- Machinery, Tools & Equipment	6,083	22,674	22,674	15,500	3,405	6,810	15,500
I 503 55030	- Instruments & Apparatus	0	0	0	0	0	0	0
I 503 55040	- Motor Vehicle	7,521	4,808	4,808	6,500	11,326	11,326	6,500

**PROJECTED BUDGET WORKSHEET  
FISCAL YEAR 2023  
GENERAL FUND (01)**

( ----- 2021 - 2022 -----)      2022 - 2023

ACCOUNT NUMBER	ACCOUNT NAME	2018-2019 ACTUAL	2019-2020 ACTUAL	2020-2021 ACTUAL	CURRENT BUDGET	Y-T-D ACTUAL	PROJECTED YEAR END	PROPOSED BUDGET
I 503 55050	- Signals & Markers	0	2,324	2,324	1,500	0	0	1,500
I 503 55060	- Sweeper	0	0	0	0	0	0	0
I 503 55070	- Miscellaneous	0	0	0	0	0	0	0
	<b>Total Maintenance - Equipment</b>	<b>13,604</b>	<b>29,805</b>	<b>29,805</b>	<b>23,500</b>	<b>14,731</b>	<b>18,136</b>	<b>23,500</b>
	<b>SUNDRY CHARGES</b>							
I 503 56040	- Social Security Taxes	4,020	4,033	4,033	4,648	3,488	4,651	5,606
I 503 56050	- TMRS & Pension	5,311	4,482	4,482	6,228	4,163	6,013	7,525
I 503 56070	Audit	588	684	684	700	317	700	700
I 503 56090	- Insurance - Employees	16,699	13,984	13,984	18,168	12,890	17,187	19,392
I 503 56110	- Workers Compensation	5,137	2,638	2,638	8,958	0	0	4,163
I 503 56120	- Unemployment	180	297	297	540	188	188	540
I 503 56140	Vacation Leave	1,689	340	340	0	0	0	0
I 503 56150	Sick Leave	758	48	48	0	0	0	0
	<b>Total Sundry Charges</b>	<b>34,383</b>	<b>26,505</b>	<b>26,505</b>	<b>39,242</b>	<b>21,047</b>	<b>28,739</b>	<b>37,926</b>
	<b>CAPITAL OUTLAY</b>							
I 503 57010	- Land Purchased	0	0	0	0	0	0	0
I 503 57020	- Land Improvements	0	0	0	0	0	0	0
I 503 58010	- Buildings	0	0	0	0	0	0	0
I 503 58020	- Bridges & Culverts	0	0	0	0	0	0	0
I 503 58050	- Sidewalks, Curbs & Gutters	0	0	0	0	0	0	0
I 503 58060	- Storm Sewers	0	0	0	0	0	0	0
I 503 58080	- Street & Alleys	0	0	0	0	0	0	0
I 503 58150	- Other	0	0	0	0	0	0	0
I 503 59010	- Furniture & Fixtures	0	0	0	0	0	0	0
I 503 59020	- Machinery, Tools & Implements	4,193	0	0	0	0	0	9,000
I 503 59030	- Instruments & Apparatus	0	0	0	0	0	0	0
I 503 59040	- Motor Vehicle	0	0	0	12,000	0	0	16,428
I 503 59050	- Other Vehicle	0	0	0	0	0	0	0
I 503 59070	- Signals & Markers	0	0	0	0	0	0	0
I 503 59080	- Communication System	0	0	0	0	0	0	0
I 503 59100	- Miscellaneous	0	0	0	0	0	0	0
	<b>Total Capital Outlay</b>	<b>4,193</b>	<b>0</b>	<b>0</b>	<b>12,000</b>	<b>0</b>	<b>0</b>	<b>25,428</b>
	<b>TOTAL STREET DEPARTMENT</b>	<b>152,237</b>	<b>197,133</b>	<b>197,133</b>	<b>285,250</b>	<b>152,599</b>	<b>192,174</b>	<b>310,376</b>

**PROJECTED BUDGET WORKSHEET  
FISCAL YEAR 2023  
GENERAL FUND (01)**

( ----- 2021 - 2022 -----)      2022 - 2023

ACCOUNT NUMBER	ACCOUNT NAME	2018-2019 ACTUAL	2019-2020 ACTUAL	2020-2021 ACTUAL	CURRENT BUDGET	Y-T-D ACTUAL	PROJECTED YEAR END	PROPOSED BUDGET
<b>SANITATION DEPARTMENT</b>								
<b>SALARIES and WAGES</b>								
I 504 51010	- Salary - Supervision - Sanitation	0	0	0	0	0	0	0
I 504 51020	- Salary - Skilled Labor - Sanitation	0	0	0	0	0	0	0
I 504 51030	- Labor Operations - Sanitation	0	0	0	0	0	0	0
I 504 51040	- Salary - Extra Help - Sanitation	0	0	0	0	0	0	0
	<b>Total Salaries and Wages</b>	<b>0</b>	<b>0</b>	<b>0</b>	<b>0</b>	<b>0</b>	<b>0</b>	<b>0</b>
<b>SUPPLIES</b>								
I 504 52010	- Office Supplies	0	0	0	0	0	0	0
I 504 52020	- Fuel Supplies	0	0	0	0	0	0	0
I 504 52040	- Wearing Apparel	0	0	0	0	0	0	0
I 504 52050	- Motor Vehicle Supplies	0	0	0	0	0	0	0
I 504 52060	- Minor Apparatus & Tools	0	0	0	0	0	0	0
I 504 52070	- Laundry & Cleaning	0	0	0	0	0	0	0
I 504 52110	- Other Supplies	0	0	0	0	0	0	0
	<b>Total Supplies</b>	<b>0</b>	<b>0</b>	<b>0</b>	<b>0</b>	<b>0</b>	<b>0</b>	<b>0</b>
<b>CONTRACTUAL</b>								
I 504 53010	- Communication	1,343	4,757	4,757	10,000	3,483	3,483	3,000
I 504 53030	- Insurance & Bonds	1,218	1,258	1,258	1,500	1,402	1,402	1,500
I 504 53060	- Traveling Expenses	0	0	0	0	0	0	0
I 504 53080	- Utilities	0	11	11	0	1,653	1,653	0
I 504 53090	- Freight & Express	0	0	0	0	0	0	0
I 504 53100	- Engineering & Related Consultants	0	0	0	0	0	0	0
I 504 53110	- Associations	0	0	0	0	0	0	0
I 504 53120	- Permits & Fees	149,148	150,118	150,118	154,000	124,791	166,388	178,035
I 504 53130	- Postage	0	0	0	0	0	0	0
I 504 53150	- Training	0	0	0	0	0	0	0
I 504 53170	- Miscellaneous	0	0	0	0	0	0	0
I 504 53171	Mowing Contract	5,880	6,900	6,900	6,175	900	900	0
I 504 53180	- Equipment Rental	0	0	0	0	0	0	0
	<b>Total Contractual</b>	<b>157,588</b>	<b>163,045</b>	<b>163,045</b>	<b>171,675</b>	<b>132,228</b>	<b>173,825</b>	<b>182,535</b>
<b>MAINTENANCE - BUILDING STRUCTURES, ETC.</b>								
I 504 54010	- Buildings & Grounds	0	0	0	0	0	0	0
I 504 54140	- Other	0	0	0	0	0	0	0
	<b>Total Maintenance - Building Structures, Etc.</b>	<b>0</b>	<b>0</b>	<b>0</b>	<b>0</b>	<b>0</b>	<b>0</b>	<b>0</b>
<b>MAINTENANCE - EQUIPMENT</b>								
I 504 55010	- Furniture & Fixtures	0	0	0	0	0	0	0
I 504 55020	- Machinery, Tools & Equipment	0	0	0	0	0	0	0
I 504 55030	- Instruments & Apparatus	0	0	0	0	0	0	0
I 504 55040	- Motor Vehicle	0	0	0	0	0	0	0
I 504 55050	Signals & Markers	0	0	0	0	0	0	0
I 504 55070	- Miscellaneous	0	0	0	0	0	0	0
	<b>Total Maintenance - Equipment</b>	<b>0</b>	<b>0</b>	<b>0</b>	<b>0</b>	<b>0</b>	<b>0</b>	<b>0</b>



**PROJECTED BUDGET WORKSHEET  
FISCAL YEAR 2023  
GENERAL FUND (01)**

( ----- 2021 - 2022 -----)      2022 - 2023

ACCOUNT NUMBER	ACCOUNT NAME	2018-2019 ACTUAL	2019-2020 ACTUAL	2020-2021 ACTUAL	CURRENT BUDGET	Y-T-D ACTUAL	PROJECTED YEAR END	PROPOSED BUDGET
<b>SUNDRY CHARGES</b>								
I 504 56040	- Social Security Taxes	0	0	0	0	0	0	0
I 504 56050	- TMRS & Pension	0	0	0	0	0	0	0
I 504 56070	Audit	0	0	0	0	0	0	0
I 504 56090	- Insurance - Employees	0	0	0	0	0	0	0
I 504 56110	- Workers Compensation	0	0	0	0	0	0	0
I 504 56120	- Unemployment	0	0	0	0	0	0	0
I 504 56140	Vacation Leave	0	0	0	0	0	0	0
I 504 56150	Sick Leave	0	0	0	0	0	0	0
	<b>Total Sundry Charges</b>	<b>0</b>	<b>0</b>	<b>0</b>	<b>0</b>	<b>0</b>	<b>0</b>	<b>0</b>
<b>CAPITAL OUTLAY</b>								
I 504 57010	- Land Purchased	0	0	0	0	0	0	0
I 504 57020	- Land Improvements	0	0	0	0	0	0	0
I 504 59010	- Furniture & Fixtures	0	0	0	0	0	0	0
I 504 59020	- Machinery, Tools & Implements	0	0	0	0	0	0	0
I 504 59030	- Instruments & Apparatus	0	0	0	0	0	0	0
I 504 59040	- Motor Vehicles	0	0	0	0	0	0	0
I 504 59050	- Other Vehicles	0	0	0	0	0	0	0
I 504 59080	- Communication System	0	0	0	0	0	0	0
I 504 59100	- Miscellaneous	0	0	0	0	0	0	0
	<b>Total Capital Outlay</b>	<b>0</b>	<b>0</b>	<b>0</b>	<b>0</b>	<b>0</b>	<b>0</b>	<b>0</b>
	<b>TOTAL SANITATION DEPARTMENT</b>	<b>157,588</b>	<b>163,045</b>	<b>163,045</b>	<b>171,675</b>	<b>132,228</b>	<b>173,825</b>	<b>182,535</b>

**PROJECTED BUDGET WORKSHEET  
FISCAL YEAR 2023  
GENERAL FUND (01)**

( ----- 2021 - 2022 -----)      2022 - 2023

ACCOUNT NUMBER	ACCOUNT NAME	2018-2019 ACTUAL	2019-2020 ACTUAL	2020-2021 ACTUAL	CURRENT BUDGET	Y-T-D ACTUAL	PROJECTED YEAR END	PROPOSED BUDGET
<b>FIRE DEPARTMENT</b>								
<b>SALARIES and WAGES</b>								
I 505 51010	- Salary - Supervision	0	0	0	0	0	0	0
I 505 51020	- Salary - Skilled Labor	0	0	0	0	0	0	0
I 505 51030	- Labor Operations - Fire	0	0	0	0	0	0	0
I 505 51040	- Salary - Extra Help - Fire	60,775	24,525	24,525	7,200	1,800	3,600	7,200
I 505 51050	- Volunteer Firemen	15,072	14,843	14,843	21,000	13,871	13,871	25,000
	<b>Total Salaries and Wages</b>	<b>75,847</b>	<b>39,368</b>	<b>39,368</b>	<b>28,200</b>	<b>15,671</b>	<b>17,471</b>	<b>32,200</b>
<b>SUPPLIES</b>								
I 505 52010	- Office Supplies	71	0	0	0	0	0	0
I 505 52020	- Fuel Supplies	2,251	5,412	5,412	5,000	5,045	5,045	5,000
I 505 52040	- Wearing Apparel	0	0	0	0	0	0	0
I 505 52050	- Motor Vehicle Supplies	1,131	126	126	2,500	0	0	2,500
I 505 52060	- Minor Apparatus & Tools	1,740	0	0	0	0	0	0
I 505 52070	- Laundry & Cleaning	0	0	0	0	0	0	0
I 505 52110	- Other Supplies	1,917	957	957	3,200	14,769	14,769	3,200
	<b>Total Supplies</b>	<b>7,110</b>	<b>6,495</b>	<b>6,495</b>	<b>10,700</b>	<b>19,814</b>	<b>19,814</b>	<b>10,700</b>
<b>CONTRACTUAL</b>								
I 505 53010	- Communication	3,870	9,771	9,771	5,800	6,908	6,908	5,800
I 505 53020	Car Allowance	0	0	0	0	0	0	0
I 505 53030	- Insurance & Bonds	6,720	8,567	8,567	9,600	910	910	16,282
I 505 53060	- Traveling Expenses	1,828	3,122	3,122	2,000	434	434	2,000
I 505 53070	- Publications	0	0	0	0	0	0	0
I 505 53080	- Utilities	353	175	175	350	0	0	350
I 505 53090	- Freight & Express	0	0	0	0	0	0	0
I 505 53110	- Associations	1,450	1,375	1,375	1,600	1,300	1,300	1,600
I 505 53130	- Postage	0	0	0	0	0	0	0
I 505 53150	- Training	790	305	305	1,200	7,571	7,571	7,500
I 505 53170	- Miscellaneous	253	169	169	6,100	1,424	1,424	1,500
I 505 53180	- Equipment Rental	0	0	0	0	0	0	0
	<b>Total Contractual</b>	<b>15,264</b>	<b>23,483</b>	<b>23,483</b>	<b>26,650</b>	<b>18,547</b>	<b>18,548</b>	<b>35,032</b>
<b>MAINTENANCE - BUILDING STRUCTURES, ETC.</b>								
I 505 54010	- Buildings & Grounds	340	5,006	5,006	4,000	2,725	2,725	4,000
I 505 54140	Other	0	0	0	0	704	704	0
	<b>Total Maintenance - Building Structures, Etc.</b>	<b>340</b>	<b>5,006</b>	<b>5,006</b>	<b>4,000</b>	<b>3,429</b>	<b>3,429</b>	<b>4,000</b>
<b>MAINTENANCE - EQUIPMENT</b>								
I 505 55010	- Furniture & Fixtures	0	0	0	0	0	0	0
I 505 55020	- Machinery, Tools & Equipment	2,102	735	735	2,000	17,048	17,048	2,000
I 505 55030	- Instruments & Apparatus	0	0	0	0	0	0	0
I 505 55040	- Motor Vehicle	7,423	4,287	4,287	13,000	13,500	13,500	13,000
I 505 55070	- Miscellaneous	0	0	0	0	0	0	0
	<b>Total Maintenance - Equipment</b>	<b>9,525</b>	<b>5,022</b>	<b>5,022</b>	<b>15,000</b>	<b>30,548</b>	<b>30,548</b>	<b>15,000</b>

**PROJECTED BUDGET WORKSHEET  
FISCAL YEAR 2023  
GENERAL FUND (01)**

( ----- 2021 - 2022 -----)      2022 - 2023

ACCOUNT NUMBER	ACCOUNT NAME	2018-2019 ACTUAL	2019-2020 ACTUAL	2020-2021 ACTUAL	CURRENT BUDGET	Y-T-D ACTUAL	PROJECTED YEAR END	PROPOSED BUDGET
<b>SUNDRY CHARGES</b>								
I 505 56010	- Contributions & Gratuities	180	180	180	225	135	135	225
I 505 56040	- Social Security Taxes	4,511	1,715	1,715	0	0	0	0
I 505 56050	- TMRS & Pension	12,269	12,084	12,084	13,000	13,000	13,000	13,000
I 505 56070	Auditing	588	684	684	700	317	317	700
I 505 56090	- Insurance - Employees	0	0	0	0	0	0	0
I 505 56110	- Workers Compensation	158	20	20	0	0	0	0
I 505 56120	- Unemployment	194	6	6	0	0	0	0
I 505 56140	Vacation Leave	0	0	0	0	0	0	0
I 505 56150	Sick Leave	0	0	0	0	0	0	0
	<b>Total Sundry Charges</b>	<b>17,901</b>	<b>14,690</b>	<b>14,690</b>	<b>13,925</b>	<b>13,452</b>	<b>13,452</b>	<b>13,925</b>
<b>CAPITAL OUTLAY</b>								
I 505 57010	- Land Purchased	0	0	0	0	0	0	0
I 505 57020	- Land Improvements	0	0	0	0	0	0	0
I 505 58010	- Buildings	0	0	0	0	0	0	0
I 505 58150	- Other	0	0	0	0	0	0	0
I 505 59010	- Furniture & Fixtures	0	0	0	0	0	0	0
I 505 59020	- Machinery, Tools & Implements	0	0	0	0	0	0	0
I 505 59030	- Instruments & Apparatus	0	0	0	0	0	0	0
I 505 59040	- Motor Vehicle	0	0	0	13,000	0	0	0
I 505 59050	- Other Vehicles	0	0	0	0	0	0	0
I 505 59060	- Fire Hose	0	0	0	0	0	0	0
I 505 59080	- Communication System & CAD	0	0	0	0	0	0	1,500
I 505 59100	- Miscellaneous	0	0	0	0	0	0	0
	<b>Total Capital Outlay</b>	<b>0</b>	<b>0</b>	<b>0</b>	<b>13,000</b>	<b>0</b>	<b>0</b>	<b>1,500</b>
	<b>TOTAL FIRE DEPARTMENT</b>	<b>125,985</b>	<b>94,063</b>	<b>94,063</b>	<b>111,475</b>	<b>101,462</b>	<b>103,262</b>	<b>112,357</b>

**PROJECTED BUDGET WORKSHEET  
FISCAL YEAR 2023  
GENERAL FUND (01)**

( ----- 2021 - 2022 -----)      **2022 - 2023**

ACCOUNT NUMBER	ACCOUNT NAME	2018-2019 ACTUAL	2019-2020 ACTUAL	2020-2021 ACTUAL	CURRENT BUDGET	Y-T-D ACTUAL	PROJECTED YEAR END	PROPOSED BUDGET
<b>POLICE DEPARTMENT</b>								
<b>SALARIES and WAGES</b>								
I 506 51010	- Salary - Supervision - Police	66,700	108,180	108,180	60,060	44,187	58,916	62,540
I 506 51020	- Salary - Skilled Labor - Police	27,415	30,110	30,110	31,758	23,363	31,151	32,712
I 506 51030	- Labor Operations - Police	279,688	278,820	278,820	358,272	242,025	322,699	385,042
I 506 51040	- Salary - Extra Help	3,533	3,726	3,726	4,212	12,414	13,232	3,640
I 506 51060	- Salary - Code Enforcement	0	0	0	10,000	148	148	7,000
	<b>Total Salaries and Wages</b>	<b>377,336</b>	<b>420,836</b>	<b>420,836</b>	<b>464,302</b>	<b>322,136</b>	<b>426,146</b>	<b>490,934</b>
<b>SUPPLIES</b>								
I 506 52010	- Office Supplies	2,796	3,336	3,336	3,500	2,411	3,215	3,500
I 506 52020	- Fuel Supplies	9,375	8,866	8,866	11,000	14,957	14,957	15,000
I 506 52040	- Wearing Apparel	421	1,036	1,036	2,500	536	536	1,500
I 506 52050	- Motor Vehicle Supplies	1,893	69	69	2,000	60	60	1,000
I 506 52060	- Minor Apparatus & Tools	1,936	2,287	2,287	2,800	1,410	1,410	2,000
I 506 52070	- Laundry & Cleaning	700	0	0	0	6	6	0
I 506 52080	- Chemical, Medical, Surgical	0	0	0	0	0	0	0
I 506 52090	- Mechanical	0	0	0	0	0	0	0
I 506 52110	- Other Supplies	0	328	328	100	298	298	350
	<b>Total Supplies</b>	<b>17,121</b>	<b>15,923</b>	<b>15,923</b>	<b>21,900</b>	<b>19,677</b>	<b>20,481</b>	<b>23,350</b>
<b>CONTRACTUAL</b>								
I 506 53010	- Communication	6,899	9,738	9,738	14,000	6,666	8,888	11,000
I 506 53030	- Insurance & Bonds	5,333	5,488	5,488	6,500	6,215	6,215	6,500
I 506 53050	- Court Costs (Attorney)	0	0	0	0	0	0	0
I 506 53060	- Traveling Expenses	2,398	200	200	1,500	0	0	1,500
I 506 53070	- Publications	0	448	448	500	0	0	500
I 506 53080	- Utilities	5,033	4,666	4,666	5,000	3,127	4,169	5,000
I 506 53090	- Freight & Express	0	0	0	0	0	0	0
I 506 53110	- Associations	0	0	0	200	0	0	200
I 506 53130	- Postage	0	0	0	55	258	258	500
I 506 53140	- Intergovernmental Contracts	5,436	1,610	1,610	10,000	0	0	10,000
I 506 53150	- Training	0	258	258	2,000	618	618	2,000
I 506 53160	Promotions & Advertising	0	0	0	0	0	0	1,000
I 506 53170	- Miscellaneous	184	2,719	2,719	1,600	797	798	1,600
I 506 53171	Mowing Contract	1,170	1,300	1,300	1,500	300	300	0
I 506 53180	- Equipment Rental	3,173	2,688	2,688	3,000	1,370	1,826	3,000
	<b>Total Contractual</b>	<b>29,627</b>	<b>29,115</b>	<b>29,115</b>	<b>45,855</b>	<b>19,350</b>	<b>23,072</b>	<b>42,800</b>
<b>MAINTENANCE - BUILDING STRUCTURES, ETC.</b>								
I 506 54010	- Buildings & Grounds	806	600	600	11,000	487	487	11,000
I 506 54015	Building Security	0	56	56	700	0	0	700
I 506 54140	- Other	0	0	0	700	0	0	700
	<b>Total Maintenance - Building Structures, Etc.</b>	<b>806</b>	<b>656</b>	<b>656</b>	<b>12,400</b>	<b>487</b>	<b>487</b>	<b>12,400</b>
<b>MAINTENANCE - EQUIPMENT</b>								
I 506 55010	- Furniture & Fixtures	203	0	0	0	0	0	0
I 506 55020	- Machinery, Tools & Equipment	728	380	380	1,800	290	500	1,800
I 506 55030	- Instruments & Apparatus	0	0	0	0	0	0	0
I 506 55040	- Motor Vehicle	7,539	7,041	7,041	10,000	4,557	8,000	10,000

**PROJECTED BUDGET WORKSHEET  
FISCAL YEAR 2023  
GENERAL FUND (01)**

( ----- 2021 - 2022 -----)      2022 - 2023

ACCOUNT NUMBER	ACCOUNT NAME	2018-2019 ACTUAL	2019-2020 ACTUAL	2020-2021 ACTUAL	CURRENT BUDGET	Y-T-D ACTUAL	PROJECTED YEAR END	PROPOSED BUDGET
I 506 55050	- Signals & Markers	0	0	0	0	0	0	0
I 506 55070	- Miscellaneous	1,418	2,489	2,489	2,500	1,550	1,550	2,500
	<b>Total Maintenance - Equipment</b>	<b>9,887</b>	<b>9,911</b>	<b>9,911</b>	<b>14,300</b>	<b>6,397</b>	<b>10,050</b>	<b>14,300</b>
	<b>SUNDRY CHARGES</b>							
I 506 56040	- Social Security Taxes	28,905	32,180	32,180	34,753	24,632	32,843	36,743
I 506 56050	- TMRS & Pension	37,718	33,796	33,796	46,133	29,161	38,881	49,325
I 506 56070	Audit	588	684	684	700	317	700	700
I 506 56090	- Insurance - Employees	67,171	69,790	69,790	81,756	45,806	61,075	87,264
I 506 56110	- Workers Compensation	13,448	7,050	7,050	24,602	0	0	9,162
I 506 56120	- Unemployment	226	1,439	1,439	2,548	1,396	1,861	2,430
I 506 56140	Vacation Leave	0	0	0	0	0	0	0
I 506 56150	Sick Leave	504	1,566	1,566	0	0	0	0
	<b>Total Sundry Charges</b>	<b>148,560</b>	<b>146,504</b>	<b>146,504</b>	<b>190,492</b>	<b>101,312</b>	<b>135,360</b>	<b>185,624</b>
	<b>CAPITAL OUTLAY</b>							
I 506 57010	- Land Purchased	0	0	0	0	0	0	0
I 506 57020	- Land Improvements	0	0	0	0	0	0	0
I 506 58320	Police Department Assest Forfeiture	0	0	0	0	0	0	0
I 506 59010	- Furniture & Fixtures	0	0	0	0	0	0	0
I 506 59020	- Machinery, Tools & Implements	0	0	0	0	0	0	0
I 506 59030	- Instruments & Apparatus	0	0	0	0	0	0	0
I 506 59040	- Motor Vehicles	0	0	0	0	41,599	41,599	13,020
I 506 59050	- Other Vehicles	0	0	0	0	0	0	0
I 506 59055	Body Camera - New Line	3,010	0	0	2,500	645	645	1,500
I 506 59056	Bullett Proof Vest	4,064	0	0	2,000	2,114	2,114	2,000
I 506 59070	- Signals & Markers	0	0	0	0	0	0	0
I 506 59080	- Communication System & CAD	6,569	6,500	6,500	7,500	0	0	12,720
I 506 59090	- Books	0	0	0	0	0	0	0
I 506 59100	- Miscellaneous	0	0	0	0	0	0	0
	<b>Total Capital Outlay</b>	<b>13,643</b>	<b>6,500</b>	<b>6,500</b>	<b>12,000</b>	<b>44,357</b>	<b>44,357</b>	<b>29,240</b>
	<b>TOTAL POLICE DEPARTMENT</b>	<b>596,979</b>	<b>629,446</b>	<b>629,446</b>	<b>761,249</b>	<b>513,716</b>	<b>659,954</b>	<b>798,647</b>

**PROJECTED BUDGET WORKSHEET  
FISCAL YEAR 2023  
GENERAL FUND (01)**

( ----- 2021 - 2022 -----)      2022 - 2023

ACCOUNT NUMBER	ACCOUNT NAME	2018-2019 ACTUAL	2019-2020 ACTUAL	2020-2021 ACTUAL	CURRENT BUDGET	Y-T-D ACTUAL	PROJECTED YEAR END	PROPOSED BUDGET
<b>CORPORATION COURT</b>								
<b>SALARIES and WAGES</b>								
I 507 51010	- Salary - Supervision - Court	14,749	16,500	16,500	20,552	5,187	7,410	19,001
I 507 51020	- Salary - Skilled Labor - Court	14,401	0	0	0	0	0	0
I 507 51030	- Labor Operations - Court	0	0	0	0	0	0	0
I 507 51040	- Salary - Extra Help - Court	0	0	0	0	7,334	7,334	0
<b>Total Salaries and Wages</b>		<b>29,149</b>	<b>16,500</b>	<b>16,500</b>	<b>20,552</b>	<b>12,521</b>	<b>14,744</b>	<b>19,001</b>
<b>SUPPLIES</b>								
I 507 52010	- Office Supplies	68	1,000	1,000	800	0	0	800
I 507 52110	- Other Supplies	1,051	972	972	1,000	0	0	1,000
<b>Total Supplies</b>		<b>1,119</b>	<b>1,972</b>	<b>1,972</b>	<b>1,800</b>	<b>0</b>	<b>0</b>	<b>1,800</b>
<b>CONTRACTUAL</b>								
I 507 53030	- Insurance & Bonds	819	530	530	600	521	521	600
I 507 53050	- Court Costs (Attorney)	39,561	16,151	16,151	30,000	21,892	21,892	30,000
I 507 53060	- Traveling Expenses	0	0	0	1,000	0	0	1,000
I 507 53070	- Publications	26	0	0	75	0	0	75
I 507 53080	- Utilities	0	0	0	0	0	0	0
I 507 53090	- Freight & Express	0	0	0	0	0	0	0
I 507 53110	- Associations	0	0	0	75	0	0	75
I 507 53130	- Postage	0	0	0	0	0	0	0
I 507 53150	- Training	0	0	0	500	136	136	500
I 507 53170	- Miscellaneous	0	250	250	500	0	0	500
<b>Total Contractual</b>		<b>40,406</b>	<b>16,931</b>	<b>16,931</b>	<b>32,750</b>	<b>22,549</b>	<b>22,549</b>	<b>32,750</b>
<b>MAINTENANCE - EQUIPMENT</b>								
I 507 55020	Machinery, Tools & Equipment	0	0	0	0	0	0	0
<b>Total Maintenance - Equipment</b>		<b>0</b>	<b>0</b>	<b>0</b>	<b>0</b>	<b>0</b>	<b>0</b>	<b>0</b>
<b>SUNDRY CHARGES</b>								
507 56040	- Social Security Taxes	2,230	1,262	1,262	1,572	397	397	1,454
507 56050	- TMRS & Pension	1,571	0	0	0	0	0	0
I 507 56070	Audit	588	684	684	700	317	700	700
I 507 56090	- Insurance - Employees	4,193	0	0	0	0	0	0
I 507 56110	- Workers Compensation	78	23	23	82	0	0	2,125
I 507 56120	- Unemployment	49	131	131	270	5	5	270
I 507 56140	Vacation Leave	0	0	0	0	0	0	0
I 507 56150	Sick Leave	0	0	0	0	0	0	0
<b>Total Sundry Charges</b>		<b>8,709</b>	<b>2,100</b>	<b>2,100</b>	<b>2,624</b>	<b>719</b>	<b>1,102</b>	<b>4,549</b>
<b>CAPITAL OUTLAY</b>								
I 507 57010	- Land Purchased	0	0	0	0	0	0	0
I 507 57020	- Land Improvements	0	0	0	0	0	0	0
I 507 58010	- Buildings	0	0	0	0	0	0	0
I 507 58150	- Other	0	0	0	0	0	0	0
I 507 59010	- Furniture & Fixtures	0	0	0	0	0	0	0
I 507 59040	- Motor Vehicles	0	0	0	0	0	0	0
I 507 59050	- Motor Vehicles	0	0	0	0	0	0	0
I 507 59080	- Communication System	0	0	0	0	0	0	0
I 507 59090	- Books	0	0	0	0	0	0	0

**PROJECTED BUDGET WORKSHEET  
FISCAL YEAR 2023  
GENERAL FUND (01)**

( ----- 2021 - 2022 -----)      2022 - 2023

ACCOUNT NUMBER	ACCOUNT NAME	2018-2019 ACTUAL	2019-2020 ACTUAL	2020-2021 ACTUAL	CURRENT BUDGET	Y-T-D ACTUAL	PROJECTED YEAR END	PROPOSED BUDGET
I 507 59100 - Miscellaneous		0	0	0	0	0	0	0
	Total Capital Outlay	0	0	0	0	0	0	0
	TOTAL CORPORATION COURT	79,383	37,502	37,502	57,726	35,789	38,395	58,100



**PROJECTED BUDGET WORKSHEET  
FISCAL YEAR 2023  
GENERAL FUND (01)**

( ----- 2021 - 2022 -----)      2022 - 2023

ACCOUNT NUMBER	ACCOUNT NAME	2018-2019 ACTUAL	2019-2020 ACTUAL	2020-2021 ACTUAL	CURRENT BUDGET	Y-T-D ACTUAL	PROJECTED YEAR END	PROPOSED BUDGET
<b>MUNICIPAL BUILDING DEPARTMENT</b>								
<b>SALARIES and WAGES</b>								
I 508 51010	- Salary - Supervision - Municipal Bldg.	0	0	0	0	0	0	0
I 508 51020	- Salary - Skilled Labor - Municipal Bldg.	0	0	0	0	0	0	0
I 508 51030	- Labor Operations - Mun. Building	0	0	0	0	0	0	0
I 508 51040	- Salary - Extra Help - Municipal Bldg.	1,326	885	885	3,900	2,520	3,360	3,900
	<b>Total Salaries and Wages</b>	<b>1,326</b>	<b>885</b>	<b>885</b>	<b>3,900</b>	<b>2,520</b>	<b>3,360</b>	<b>3,900</b>
<b>SUPPLIES</b>								
I 508 52010	- Office Supplies	0	0	0	0	0	0	0
I 508 52020	- Fuel	0	0	0	0	0	0	0
I 508 52070	- Laundry & Cleaning	0	0	0	0	0	0	0
I 508 52110	- Other Supplies	1,471	798	798	1,800	0	0	1,800
	<b>Total Supplies</b>	<b>1,471</b>	<b>798</b>	<b>798</b>	<b>1,800</b>	<b>0</b>	<b>0</b>	<b>1,800</b>
<b>CONTRACTUAL</b>								
I 508 53010	- Communication	0	0	0	0	0	0	0
I 508 53030	- Insurance & Bonds	164	151	151	160	156	156	160
I 508 53060	- Traveling Expenses	0	0	0	0	0	0	0
I 508 53070	- Publications	0	0	0	0	0	0	0
I 508 53080	- Utilities	0	0	0	0	0	0	0
I 508 53090	- Freight & Express	0	0	0	0	0	0	0
I 508 53150	- Training	0	0	0	0	0	0	0
I 508 53170	- Miscellaneous	623	515	515	800	145	145	800
I 508 53171	Mowing Contract	1,710	1,900	1,900	1,800	790	790	0
I 508 53180	- Equipment Rental	0	0	0	0	0	0	0
	<b>Total Contractual</b>	<b>2,497</b>	<b>2,566</b>	<b>2,566</b>	<b>2,760</b>	<b>1,092</b>	<b>1,092</b>	<b>960</b>
<b>MAINTENANCE - BUILDING STRUCTURES, ETC.</b>								
I 508 54010	- Buildings & Grounds	2,859	7,878	7,878	10,000	4,078	4,078	10,000
	<b>Total Maintenance - Building Structures, Etc.</b>	<b>2,859</b>	<b>7,878</b>	<b>7,878</b>	<b>10,000</b>	<b>4,078</b>	<b>4,078</b>	<b>10,000</b>
<b>MAINTENANCE - EQUIPMENT</b>								
I 508 55010	- Furniture & Fixtures	0	0	0	0	0	0	0
I 508 55020	- Machinery, Tools & Equipment	0	0	0	0	0	0	0
I 508 55070	- Miscellaneous	0	0	0	0	0	0	0
	<b>Total Maintenance - Equipment</b>	<b>0</b>	<b>0</b>	<b>0</b>	<b>0</b>	<b>0</b>	<b>0</b>	<b>0</b>
<b>SUNDRY CHARGES</b>								
I 508 56040	- Social Security Taxes	101	68	68	0	0	0	0
I 508 56050	- TMRS & Pension	62	0	0	0	0	0	0
I 508 56070	Audit	588	684	684	700	317	700	700
I 508 56090	- Insurance - Employees	0	0	0	0	0	0	0
I 508 56110	- Workers Compensation	140	73	73	0	0	0	0
I 508 56120	- Unemployment	15	2	2	0	0	0	0
I 508 56140	Vacation Leave	0	0	0	0	0	0	0
I 508 56150	Sick Leave	0	0	0	0	0	0	0
	<b>Total Sundry Charges</b>	<b>907</b>	<b>826</b>	<b>826</b>	<b>700</b>	<b>317</b>	<b>700</b>	<b>700</b>
<b>CAPITAL OUTLAY</b>								
I 508 57010	- Land Purchased	0	0	0	0	0	0	0
I 508 57020	- Land Improvements	0	0	0	0	0	0	0

**PROJECTED BUDGET WORKSHEET  
FISCAL YEAR 2023  
GENERAL FUND (01)**

( ----- 2021 - 2022 -----)      2022 - 2023

ACCOUNT NUMBER	ACCOUNT NAME	2018-2019 ACTUAL	2019-2020 ACTUAL	2020-2021 ACTUAL	CURRENT BUDGET	Y-T-D ACTUAL	PROJECTED YEAR END	PROPOSED BUDGET
I 508 58010	- Buildings	0	0	0	0	0	0	0
I 508 58150	- Other	0	0	0	0	0	0	0
I 508 59010	- Furniture & Fixtures	0	0	0	0	0	0	0
I 508 59020	- Machinery, Tools & Implements	0	0	0	0	0	0	0
I 508 59080	- Communication System	0	0	0	0	0	0	0
I 508 59100	- Miscellaneous	0	0	0	0	0	0	0
	<b>Total Capital Outlay</b>	<b>0</b>	<b>0</b>	<b>0</b>	<b>0</b>	<b>0</b>	<b>0</b>	<b>0</b>
	<b>Total Municipal Building Department</b>	<b>9,059</b>	<b>12,953</b>	<b>12,953</b>	<b>19,160</b>	<b>8,007</b>	<b>9,230</b>	<b>17,360</b>

**PROJECTED BUDGET WORKSHEET  
FISCAL YEAR 2023  
GENERAL FUND (01)**

( ----- 2021 - 2022 ----- )      **2022 - 2023**

ACCOUNT NUMBER	ACCOUNT NAME	2018-2019 ACTUAL	2019-2020 ACTUAL	2020-2021 ACTUAL	CURRENT BUDGET	Y-T-D ACTUAL	PROJECTED YEAR END	PROPOSED BUDGET
<b>LIBRARY DEPARTMENT</b>								
<b>SALARIES and WAGES</b>								
I 509 51010	- Salary - Supervision - Library	34,442	34,954	34,954	37,628	27,412	36,549	43,232
I 509 51020	- Salary - Skilled Labor - Library	22,638	21,317	21,317	25,631	17,516	23,353	32,592
I 509 51030	- Labor Operations - Library	0	0	0	0	0	0	0
I 509 51040	- Salary - Extra Help - Library	29,927	21,602	21,602	57,126	27,082	36,110	58,393
	<b>Total Salaries and Wages</b>	<b>87,008</b>	<b>77,872</b>	<b>77,872</b>	<b>120,385</b>	<b>72,010</b>	<b>96,012</b>	<b>134,217</b>
<b>SUPPLIES</b>								
I 509 52010	- Office Supplies	1,070	406	406	1,000	442	442	1,150
I 509 52070	- Laundry & Cleaning	0	0	0	0	0	0	0
I 509 52110	- Other Supplies	889	1,458	1,458	800	935	1,235	1,400
	<b>Total Supplies</b>	<b>1,959</b>	<b>1,864</b>	<b>1,864</b>	<b>1,800</b>	<b>1,377</b>	<b>1,677</b>	<b>2,550</b>
<b>CONTRACTUAL</b>								
I 509 53010	- Communication	5,210	5,569	5,569	5,500	4,034	5,379	4,600
I 509 53030	- Insurance & Bonds	1,284	1,311	1,311	1,525	1,562	1,562	1,600
I 509 53060	- Traveling Expenses	832	0	0	1,000	735	735	1,000
I 509 53070	Publications	0	0	0	0	0	0	0
I 509 53080	- Utilities	4,939	4,180	4,180	5,500	2,598	3,465	5,000
I 509 53090	- Freight & Express	0	0	0	0	0	0	0
I 509 53110	- Associations	296	301	301	350	305	305	350
I 509 53121	Lease - Books, Etc.	0	0	0	0	0	0	0
I 509 53130	Postage	0	0	0	0	0	0	0
I 509 53150	- Training	0	0	0	0	0	0	0
I 509 53160	- Promotions & Advertising	428	96	96	100	180	180	250
I 509 53170	- Miscellaneous	200	0	0	400	0	0	400
I 509 53171	Mowing Contract	1,530	1,700	1,700	1,600	480	480	0
I 509 53180	- Equipment Rental	1,296	1,908	1,908	2,100	1,298	1,731	2,150
I 509 53181	Office Rental Space	0	100	100	1,200	900	1,200	1,200
I 509 53190	- Building Lease	0	0	0	0	0	0	0
I 509 53210	- Lease - Books, Etc.	3,398	3,367	3,367	3,000	1,833	2,445	4,600
	<b>Total Contractual</b>	<b>19,414</b>	<b>18,532</b>	<b>18,532</b>	<b>22,275</b>	<b>13,924</b>	<b>17,481</b>	<b>21,150</b>
<b>MAINTENANCE - BUILDING STRUCTURES, ETC.</b>								
I 509 54010	- Buildings & Grounds	2,049	2,919	2,919	3,600	3,936	3,936	5,000
	<b>Total Maintenance - Building Structures, Etc.</b>	<b>2,049</b>	<b>2,919</b>	<b>2,919</b>	<b>3,600</b>	<b>3,936</b>	<b>3,936</b>	<b>5,000</b>
<b>MAINTENANCE - EQUIPMENT</b>								
I 509 55010	- Furniture & Fixtures	0	0	0	400	418	418	400
I 509 55020	- Computers	1,667	1,463	1,463	1,700	3,181	3,181	2,000
I 509 55040	- Motor Vehicle	0	0	0	0	0	0	0
I 509 55070	- Miscellaneous	0	0	0	0	0	0	0
I 509 55090	Computer	0	775	775	800	0	0	800
	<b>Total Maintenance - Equipment</b>	<b>1,667</b>	<b>2,238</b>	<b>2,238</b>	<b>2,900</b>	<b>3,599</b>	<b>3,599</b>	<b>3,200</b>
<b>SUNDRY CHARGES</b>								
I 509 56010	Contributions & Gratuities	0	0	0	0	0	0	0
I 509 56040	- Social Security Taxes	6,656	5,957	5,957	8,912	5,054	6,739	9,968
I 509 56050	- TMRS & Pension	5,769	4,788	4,788	6,484	4,102	5,469	7,787
I 509 56070	Audit	588	684	684	700	317	700	700

**PROJECTED BUDGET WORKSHEET  
FISCAL YEAR 2023  
GENERAL FUND (01)**

( ----- 2021 - 2022 -----)      2022 - 2023

ACCOUNT NUMBER	ACCOUNT NAME	2018-2019 ACTUAL	2019-2020 ACTUAL	2020-2021 ACTUAL	CURRENT BUDGET	Y-T-D ACTUAL	PROJECTED YEAR END	PROPOSED BUDGET
I 509 56090	- Insurance - Employees	16,270	14,940	14,940	18,168	13,145	17,527	19,392
I 509 56110	- Workers Compensation	271	132	132	546	0	0	3,042
I 509 56120	- Unemployment	228	460	460	1,350	292	292	1,350
I 509 56140	Vacation Leave	0	0	0	0	0	0	0
I 509 56150	Sick Leave	0	0	0	0	0	0	0
	<b>Total Sundry Charges</b>	<b>29,783</b>	<b>26,961</b>	<b>26,960</b>	<b>36,160</b>	<b>22,910</b>	<b>30,726</b>	<b>42,239</b>
<b>CAPITAL OUTLAY</b>								
I 509 57010	- Land Purchased	0	0	0	0	0	0	0
I 509 57020	- Land Improvements	0	0	0	0	0	0	0
I 509 58010	- Buildings	0	0	0	0	0	0	0
I 509 58350	Library Memorial Account	0	0	0	0	0	0	0
I 509 58360	Library Special Account	0	0	0	0	0	0	0
I 509 59010	- Furniture & Fixtures	0	0	0	0	0	0	0
I 509 59040	- Motor Vehicles	0	0	0	0	0	0	0
I 509 59050	- Other Vehicles	0	0	0	0	0	0	0
I 509 59080	- Communication System	0	0	0	0	0	0	0
I 509 59090	- Books	5,022	2,746	2,746	4,200	5,433	5,433	6,000
I 509 59100	- Miscellaneous	0	0	0	0	0	0	0
	<b>Total Capital Outlay</b>	<b>5,022</b>	<b>2,746</b>	<b>2,746</b>	<b>4,200</b>	<b>5,433</b>	<b>5,433</b>	<b>6,000</b>
	<b>TOTAL LIBRARY DEPARTMENT</b>	<b>146,901</b>	<b>133,131</b>	<b>133,131</b>	<b>191,319</b>	<b>123,189</b>	<b>158,864</b>	<b>214,355</b>

**PROJECTED BUDGET WORKSHEET  
FISCAL YEAR 2023  
GENERAL FUND (01)**

( ----- 2021 - 2022 -----)      2022 - 2023

ACCOUNT NUMBER	ACCOUNT NAME	2018-2019 ACTUAL	2019-2020 ACTUAL	2020-2021 ACTUAL	CURRENT BUDGET	Y-T-D ACTUAL	PROJECTED YEAR END	PROPOSED BUDGET
<b>MULTI-PURPOSE COMPLEX (SR. CITIZEN CENTER)</b>								
<b>SALARIES and WAGES</b>								
I 510 51010	- Salary - Supervision - Multi-Purpose Complex	0	0	0	0	0	0	0
I 510 51020	- Salary - Skilled Labor - Multi-Purpose Complex	0	0	0	0	0	0	0
I 510 51030	- Labor Operations - Multi-Purposes Complex	0	0	0	0	0	0	0
I 510 51040	- Salary - Extra Help - Multi-Purpose Complex	259	243	243	900	0	0	900
	<b>Total Salaries and Wages</b>	<b>259</b>	<b>243</b>	<b>243</b>	<b>900</b>	<b>0</b>	<b>0</b>	<b>900</b>
<b>SUPPLIES</b>								
I 510 52050	- Motor Vehicle Supplies	0	0	0	0	0	0	0
I 510 52070	- Laundry & Cleaning	0	0	0	0	0	0	0
I 510 52110	- Other Supplies	17	0	0	100	0	0	100
	<b>Total Supplies</b>	<b>17</b>	<b>0</b>	<b>0</b>	<b>100</b>	<b>0</b>	<b>0</b>	<b>100</b>
<b>CONTRACTUAL</b>								
I 510 53010	- Communication	0	0	0	500	627	836	900
I 510 53030	- Insurance & Bonds	74	80	80	100	93	93	110
I 510 53060	- Traveling Expenses	0	0	0	0	0	0	0
I 510 53080	- Utilities	1,617	1,257	1,257	2,000	2,487	3,317	3,500
I 510 53090	- Freight & Express	0	0	0	0	0	0	0
I 510 53150	- Training	0	0	0	0	0	0	0
I 510 53170	- Miscellaneous	0	0	0	425	0	0	425
I 510 53171	Mowing Contract	1,530	1,700	1,700	1,700	560	560	0
	<b>Total Contractual</b>	<b>3,221</b>	<b>3,037</b>	<b>3,037</b>	<b>4,725</b>	<b>3,767</b>	<b>4,806</b>	<b>4,935</b>
<b>MAINTENANCE - BUILDING STRUCTURES, ETC.</b>								
I 510 54010	- Buildings & Grounds	14,052	780	780	5,000	4,635	4,635	5,000
	<b>Total Maintenance -Building Structures, Etc</b>	<b>14,052</b>	<b>780</b>	<b>780</b>	<b>5,000</b>	<b>4,635</b>	<b>4,635</b>	<b>5,000</b>
<b>MAINTENANCE - EQUIPMENT</b>								
I 510 55020	- Machinery, Tools & Equipment	0	0	0	0	0	0	0
I 510 55040	- Motor Vehicle	0	0	0	0	0	0	0
	<b>Total Maintenance - Equipment</b>	<b>0</b>	<b>0</b>	<b>0</b>	<b>0</b>	<b>0</b>	<b>0</b>	<b>0</b>
<b>SUNDRY CHARGES</b>								
I 510 56040	- Social Security Taxes	20	13	13	0	0	0	0
I 510 56050	- TMRS & Pension	0	0	0	0	0	0	0
I 510 56070	Audit	588	684	684	700	317	700	700
I 510 56090	- Insurance - Employees	0	0	0	0	0	0	0
I 510 56100	- Miscellaneous	0	0	0	0	0	0	0
I 510 56110	- Workers Compensation	0	0	0	0	0	0	0
I 510 56120	- Unemployment	0	0	0	0	0	0	0
I 510 56140	Vacation Leave	0	0	0	0	0	0	0
I 510 56150	Sick Leave	0	0	0	0	0	0	0
	<b>Total Sundry Charges</b>	<b>608</b>	<b>697</b>	<b>697</b>	<b>700</b>	<b>317</b>	<b>700</b>	<b>700</b>
<b>CAPITAL OUTLAY</b>								
I 510 57010	- Land Purchased	0	0	0	0	0	0	0
I 510 57020	- Land Improvements	0	0	0	0	0	0	0
I 510 58010	- Buildings	0	0	0	0	0	0	0
I 510 59010	Furniture & Fixtures	0	0	0	0	0	0	0
I 510 59020	- Machinery, Tools & Implements	0	0	0	0	0	0	0

**PROJECTED BUDGET WORKSHEET  
FISCAL YEAR 2023  
GENERAL FUND (01)**

( ----- 2021 - 2022 -----)      2022 - 2023

ACCOUNT NUMBER	ACCOUNT NAME	2018-2019 ACTUAL	2019-2020 ACTUAL	2020-2021 ACTUAL	CURRENT BUDGET	Y-T-D ACTUAL	PROJECTED YEAR END	PROPOSED BUDGET
I 510 59030	- Instruments & Apparatus	0	0	0	0	0	0	0
I 510 59040	- Motor Vehicles	0	0	0	0	0	0	0
I 510 59050	- Other Vehicles	0	0	0	0	0	0	0
I 510 59070	- Signals & Markers	0	0	0	0	0	0	0
I 510 59080	- Communication System	0	0	0	0	0	0	0
I 510 59090	- Books	0	0	0	0	0	0	0
I 510 59100	- Miscellaneous	0	0	0	0	0	0	0
	<b>Total Capital Outlay</b>	<b>0</b>	<b>0</b>	<b>0</b>	<b>0</b>	<b>0</b>	<b>0</b>	<b>0</b>
	<b>TOTAL MULTI-PURPOSE COMPLEX</b>	<b>18,157</b>	<b>4,756</b>	<b>4,756</b>	<b>11,425</b>	<b>8,719</b>	<b>10,141</b>	<b>11,635</b>

**PROJECTED BUDGET WORKSHEET  
FISCAL YEAR 2023  
GENERAL FUND (01)**

( ----- 2021 - 2022 -----)      2022 - 2023

ACCOUNT NUMBER	ACCOUNT NAME	2018-2019 ACTUAL	2019-2020 ACTUAL	2020-2021 ACTUAL	CURRENT BUDGET	Y-T-D ACTUAL	PROJECTED YEAR END	PROPOSED BUDGET
<b>MISSION DELORES</b>								
<b>SALARIES and WAGES</b>								
I 511 51010	- Salary - Supervision - M.D. & R.V. Park	0	0	0	0	0	0	0
I 511 51020	- Salary - Skilled Labor - M.D & RV Park	0	0	0	0	0	0	0
I 511 51030	- Labor Operations - M.D. & RV Park	0	0	0	0	0	0	0
I 511 51040	- Salary - Extra Help - Mission Delores & RV Park	0	0	0	0	0	0	0
	<b>Total Salaries and Wages</b>	<b>0</b>	<b>0</b>	<b>0</b>	<b>0</b>	<b>0</b>	<b>0</b>	<b>0</b>
<b>SUPPLIES</b>								
I 511 52010	- Office Supplies	0	0	0	0	0	0	0
I 511 52020	- Fuel	0	0	0	0	0	0	0
I 511 52040	- Wearing Apparel	0	0	0	0	0	0	0
I 511 52050	- Motor Vehicle Supplies	0	0	0	0	0	0	0
I 511 52060	- Minor Apparatus & Tools	0	0	0	0	0	0	0
I 511 52070	- Laundry & Cleaning	0	0	0	0	0	0	0
I 511 52110	- Other Supplies	0	0	0	0	0	0	0
	<b>Total Supplies</b>	<b>0</b>	<b>0</b>	<b>0</b>	<b>0</b>	<b>0</b>	<b>0</b>	<b>0</b>
<b>CONTRACTUAL</b>								
I 511 53010	- Communication	68	0	0	0	0	0	0
I 511 53030	- Insurance & Bonds	137	0	0	0	0	0	0
I 511 53060	- Traveling Expenses	0	0	0	0	0	0	0
I 511 53070	- Publications	0	0	0	0	0	0	0
I 511 53080	- Utilities	0	0	0	0	0	0	0
I 511 53090	- Freight & Express	0	0	0	0	0	0	0
I 511 53110	- Associations	0	0	0	0	0	0	0
I 511 53130	- Postage	0	0	0	0	0	0	0
I 511 53150	- Training	0	0	0	0	0	0	0
I 511 53160	- Promotions & Advertising	0	0	0	0	0	0	0
I 511 53170	- Miscellaneous	17,004	0	0	0	0	0	0
I 511 53171	Mowing Contract	0	0	0	0	0	0	0
	<b>Total Contractual</b>	<b>17,209</b>	<b>0</b>	<b>0</b>	<b>0</b>	<b>0</b>	<b>0</b>	<b>0</b>
<b>MAINTENANCE - BUILDING STRUCTURES, ETC.</b>								
I 511 54010	- Buildings & Grounds	0	0	0	0	0	0	0
I 511 54140	- Other	0	0	0	0	0	0	0
	<b>Total Maintenance - Building Structures, Etc.</b>	<b>0</b>	<b>0</b>	<b>0</b>	<b>0</b>	<b>0</b>	<b>0</b>	<b>0</b>
<b>MAINTENANCE - EQUIPMENT</b>								
I 511 55010	- Furniture & Fixtures	0	0	0	0	0	0	0
I 511 55020	- Machinery, Tools & Equipment	0	0	0	0	0	0	0
I 511 55040	- Motor Vehicle	0	0	0	0	0	0	0
	<b>Total Maintenance - Equipment</b>	<b>0</b>	<b>0</b>	<b>0</b>	<b>0</b>	<b>0</b>	<b>0</b>	<b>0</b>
<b>SUNDRY CHARGES</b>								
I 511 56040	- Social Security Taxes	0	0	0	0	0	0	0
I 511 56050	- TMRS & Pension	0	0	0	0	0	0	0
I 511 56070	Audit	0	0	0	0	0	0	0
I 511 56090	- Insurance - Employees	0	0	0	0	0	0	0
I 511 56110	- Workers Compensation	0	0	0	0	0	0	0
I 511 56120	- Unemployment	0	0	0	0	0	0	0



**PROJECTED BUDGET WORKSHEET  
FISCAL YEAR 2023  
GENERAL FUND (01)**

( ----- 2021 - 2022 -----)      2022 - 2023

ACCOUNT NUMBER	ACCOUNT NAME	2018-2019 ACTUAL	2019-2020 ACTUAL	2020-2021 ACTUAL	CURRENT BUDGET	Y-T-D ACTUAL	PROJECTED YEAR END	PROPOSED BUDGET
I 511 56140	Vacation Leave	0	0	0	0	0	0	0
I 511 56150	Sick Leave	0	0	0	0	0	0	0
	<b>Total Sundry Charges</b>	<b>0</b>	<b>0</b>	<b>0</b>	<b>0</b>	<b>0</b>	<b>0</b>	<b>0</b>
	<b>CAPITAL OUTLAY</b>							
I 511 57010	- Land Purchased	0	0	0	0	0	0	0
I 511 57020	- Land Improvements	0	0	0	0	0	0	0
I 511 58010	- Buildings	0	0	0	0	0	0	0
I 511 59010	- Furniture & Fixtures	0	0	0	0	0	0	0
I 511 59020	- Machinery, Tools & Implements	0	0	0	0	0	0	0
I 511 59100	- Miscellaneous	0	0	0	0	0	0	0
	<b>Total Capital Outlay</b>	<b>0</b>	<b>0</b>	<b>0</b>	<b>0</b>	<b>0</b>	<b>0</b>	<b>0</b>
	<b>TOTAL MISSION DELORES and R.V. PARK</b>	<b>17,209</b>	<b>0</b>	<b>0</b>	<b>0</b>	<b>0</b>	<b>0</b>	<b>0</b>

**PROJECTED BUDGET WORKSHEET  
FISCAL YEAR 2023  
GENERAL FUND (01)**

( ----- 2021 - 2022 -----)      2022 - 2023

ACCOUNT NUMBER	ACCOUNT NAME	2018-2019 ACTUAL	2019-2020 ACTUAL	2020-2021 ACTUAL	CURRENT BUDGET	Y-T-D ACTUAL	PROJECTED YEAR END	PROPOSED BUDGET
<b>MAIN STREET PROJECT DEPARTMENT</b>								
<b>SALARIES and WAGES</b>								
I 514 51010	Salary - Supervision	0	0	0	0	0	0	0
I 514 51020	Salary - Skilled Labor	0	0	0	0	0	0	0
I 514 51030	Labor Operations	33672	34616	34616	36782	27059	36079	63600
I 514 51040	Salary - Extra Help	0	0	0	0	0	0	0
	<b>Total Salaries and Wages</b>	<b>33672</b>	<b>34616</b>	<b>34616</b>	<b>36782</b>	<b>27059</b>	<b>36079</b>	<b>63600</b>
<b>SUPPLIES</b>								
I 514 52010	Office Supplies	434	760	760	600	427	427	600
I 514 52020	Fuel	0	0	0	0	0	0	0
I 514 52040	Wearing Apparel	0	0	0	0	0	0	0
I 514 52070	Laundry & Cleaning	0	0	0	0	0	0	0
I 514 52110	Other Supplies	0	0	0	0	0	0	0
	<b>Total Supplies</b>	<b>434</b>	<b>760</b>	<b>760</b>	<b>600</b>	<b>427</b>	<b>427</b>	<b>600</b>
<b>CONTRACTUAL</b>								
I 514 53010	Communication	834	480	480	2900	964	1285	2900
I 514 53030	Insurance & Bonds	825	856	856	900	553	553	900
I 514 53060	Traveling Expenses	262	179	179	500	0	500	500
I 514 53070	Publications	0	0	0	0	0	0	0
I 514 53080	Utilities	0	0	0	0	0	0	0
I 514 53110	Associations	1804	1322	1322	1200	1110	1110	1200
I 514 53130	Postage	0	0	0	0	0	0	0
I 514 53150	Training	100	172	172	300	75	75	300
I 514 53151	Allowance Car / Phone	0	0	0	3000	1750	2650	3000
I 514 53170	Miscellaneous	1020	3308	3308	3300	1568	1568	3300
I 514 53180	Equipment Rental	0	0	0	0	0	0	0
I 514 53181	Office Space Rental	0	0	0	1200	3000	6000	6000
	<b>Total Contractual</b>	<b>4845</b>	<b>6316</b>	<b>6316</b>	<b>13300</b>	<b>9020</b>	<b>13741</b>	<b>18100</b>
<b>MAINTENANCE - BUILDING STRUCTURES, ETC.</b>								
I 514 54010	Buildings & Grounds	0	0	0	0	0	0	0
I 514 54140	Other	0	0	0	0	0	0	0
	<b>Total Maintenance - Building Structures, Etc.</b>	<b>0</b>	<b>0</b>	<b>0</b>	<b>0</b>	<b>0</b>	<b>0</b>	<b>0</b>
<b>MAINTENANCE - EQUIPMENT</b>								
I 514 55010	Furniture & Fixtures	0	0	0	0	0	0	0
I 514 55020	Machinery, Tools & Equipment	0	0	0	0	0	0	0
I 514 55070	Miscellaneous	0	0	0	0	0	0	0
	<b>Total Maintenance - Equipment</b>	<b>0</b>	<b>0</b>	<b>0</b>	<b>0</b>	<b>0</b>	<b>0</b>	<b>0</b>
<b>SUNDRY CHARGES</b>								
I 514 56010	Contributions & Gratuities	0	0	0	0	0	0	0
I 514 56020	Refunds	0	0	0	0	0	0	0
I 514 56040	Social Security Taxes	2576	2648	2648	2814	2070	2760	4865
I 514 56050	TMRS & Pension	3403	2944	2944	3870	2470	3294	6532
I 514 56070	Audit	588	684	684	700	317	700	700
I 514 56090	Insurance - Employees	9635	7000	7000	9084	6638	8851	9696
I 514 56110	Workers Compensation	90	48	48	315	0	0	3878
I 514 56120	Unemployment	9	144	144	270	113	151	540

**PROJECTED BUDGET WORKSHEET  
FISCAL YEAR 2023  
GENERAL FUND (01)**

( ----- 2021 - 2022 -----)      2022 - 2023

ACCOUNT NUMBER	ACCOUNT NAME	2018-2019 ACTUAL	2019-2020 ACTUAL	2020-2021 ACTUAL	CURRENT BUDGET	Y-T-D ACTUAL	PROJECTED YEAR END	PROPOSED BUDGET
I 514 56140	Vacation Leave	0	0	0	0	0	0	0
I 514 56150	Sick Leave	0	0	0	0	0	0	0
	<b>Total Sundry Charges</b>	<b>16301</b>	<b>13469</b>	<b>13469</b>	<b>17053</b>	<b>11609</b>	<b>15756</b>	<b>26211</b>
	<b>CAPITAL OUTLAY</b>							
I 514 58010	Buildings	0	0	0	0	0	0	0
I 514 59010	Furniture & Fixtures	0	0	0	0	0	0	0
I 514 59100	Miscellaneous	0	29900	29900	0	0	0	75000
	<b>Total Capital Outlay</b>	<b>0</b>	<b>29900</b>	<b>29900</b>	<b>0</b>	<b>0</b>	<b>0</b>	<b>75000</b>
	<b>TOTAL MAIN STREET PROJECT DEPARTMENT</b>	<b>55252</b>	<b>85061</b>	<b>85061</b>	<b>67735</b>	<b>48114</b>	<b>66003</b>	<b>183511</b>

**PROJECTED BUDGET WORKSHEET  
FISCAL YEAR 2023  
GENERAL FUND (01)**

( ----- 2021 - 2022 -----)      2022 - 2023

ACCOUNT NUMBER	ACCOUNT NAME	2018-2019 ACTUAL	2019-2020 ACTUAL	2020-2021 ACTUAL	CURRENT BUDGET	Y-T-D ACTUAL	PROJECTED YEAR END	PROPOSED BUDGET
<b>MULTI-PURPOSE COMPLEX (TOURISM CENTER)</b>								
<b>SALARIES and WAGES</b>								
I 515 50012	Note Principal -- Log Cabin	0	0	0	0	0	0	0
I 515 50013	Note Interest -- Log Cabin	0	0	0	0	0	0	0
I 515 51010	- Salary - Supervision - Multi-Purpose Complex	0	0	0	0	0	0	0
I 515 51020	- Salary - Skilled Labor - Multi-Purpose Complex	0	0	0	0	0	0	0
I 515 51030	- Labor Operations - Multi-Purposes Complex	0	0	0	0	0	0	0
I 515 51040	- Salary - Extra Help - Multi-Purpose Complex	622	327	327	1,800	300	450	1,800
	<b>Total Salaries and Wages</b>	<b>622</b>	<b>327</b>	<b>327</b>	<b>1,800</b>	<b>300</b>	<b>450</b>	<b>1,800</b>
<b>SUPPLIES</b>								
I 515 52050	- Motor Vehicle Supplies	0	0	0	0	0	0	0
I 515 52070	- Laundry & Cleaning	0	0	0	0	0	0	0
I 515 52110	- Other Supplies	14	0	0	500	0	0	500
	<b>Total Supplies</b>	<b>14</b>	<b>0</b>	<b>0</b>	<b>500</b>	<b>0</b>	<b>0</b>	<b>500</b>
<b>CONTRACTUAL</b>								
I 515 53010	- Communication	0	0	0	0	0	0	0
I 515 53030	- Insurance & Bonds	103	106	106	165	148	148	165
I 515 53060	- Traveling Expenses	0	0	0	0	0	0	0
I 515 53080	- Utilities	1,318	1,360	1,360	2,000	940	1,293	2,000
I 515 53090	- Freight & Express	0	0	0	0	0	0	0
I 515 53150	- Training	0	0	0	0	0	0	0
I 515 53170	- Miscellaneous	1,905	953	953	500	0	0	500
I 515 53171	-Mowing Contract	5,310	5,900	5,900	6,000	2,100	2,100	0
	<b>Total Contractual</b>	<b>8,636</b>	<b>8,318</b>	<b>8,318</b>	<b>8,665</b>	<b>3,188</b>	<b>3,541</b>	<b>2,665</b>
<b>MAINTENANCE - BUILDING STRUCTURES, ETC.</b>								
I 515 54010	- Buildings & Grounds	4,223	3,485	3,485	6,500	1,272	1,272	6,500
	<b>Total Maintenance -Building Structures, Etc</b>	<b>4,223</b>	<b>3,485</b>	<b>3,485</b>	<b>6,500</b>	<b>1,272</b>	<b>1,272</b>	<b>6,500</b>
<b>MAINTENANCE - EQUIPMENT</b>								
I 515 55020	- Machinery, Tools & Equipment	0	0	0	0	0	0	0
I 515 55040	- Motor Vehicle	0	0	0	0	0	0	0
	<b>Total Maintenance - Equipment</b>	<b>0</b>	<b>0</b>	<b>0</b>	<b>0</b>	<b>0</b>	<b>0</b>	<b>0</b>
<b>SUNDRY CHARGES</b>								
I 515 56040	- Social Security Taxes	51	25	25	0	0	0	0
I 515 56050	- TMRS & Pension	0	0	0	0	0	0	0
I 515 56070	Audit	588	684	684	700	317	700	700
I 515 56090	- Insurance - Employees	0	0	0	0	8	0	0
I 515 56100	- Miscellaneous	0	0	0	0	0	0	0
I 515 56110	- Workers Compensation	0	0	0	0	0	0	0
I 515 56120	- Unemployment	5	0	0	0	0	0	0
I 515 56140	Vacation Leave	0	0	0	0	0	0	0
I 515 56150	Sick Leave	0	0	0	0	0	0	0
	<b>Total Sundry Charges</b>	<b>644</b>	<b>709</b>	<b>709</b>	<b>700</b>	<b>326</b>	<b>700</b>	<b>700</b>
<b>CAPITAL OUTLAY</b>								
I 515 57010	- Land Purchased	0	0	0	0	0	0	0
I 515 57020	- Land Improvements	0	0	0	0	0	0	0
I 515 58010	- Buildings	0	0	0	0	0	0	0

**PROJECTED BUDGET WORKSHEET  
FISCAL YEAR 2023  
GENERAL FUND (01)**

( ----- 2021 - 2022 -----)      2022 - 2023

ACCOUNT NUMBER	ACCOUNT NAME	2018-2019 ACTUAL	2019-2020 ACTUAL	2020-2021 ACTUAL	CURRENT BUDGET	Y-T-D ACTUAL	PROJECTED YEAR END	PROPOSED BUDGET
I 515 59010	Furniture & Fixtures	0	0	0	0	0	0	0
I 515 59020	- Machinery, Tools & Implements	0	0	0	0	0	0	0
I 515 59030	- Instruments & Apparatus	0	0	0	0	0	0	0
I 515 59040	- Motor Vehicles	0	0	0	0	0	0	0
I 515 59050	- Other Vehicles	0	0	0	0	0	0	0
I 515 59070	- Signals & Markers	0	0	0	0	0	0	0
I 515 59080	- Communication System	0	0	0	0	0	0	0
I 515 59090	- Books	0	0	0	0	0	0	0
I 515 59100	- Miscellaneous	0	0	0	0	0	0	0
	<b>Total Capital Outlay</b>	<b>0</b>	<b>0</b>	<b>0</b>	<b>0</b>	<b>0</b>	<b>0</b>	<b>0</b>
	<b>TOTAL MULTI-PURPOSE COMPLEX - Tourism</b>	<b>14,140</b>	<b>12,839</b>	<b>12,839</b>	<b>18,165</b>	<b>5,086</b>	<b>5,963</b>	<b>12,165</b>

**PROJECTED BUDGET WORKSHEET  
FISCAL YEAR 2023  
GENERAL FUND (01)**

( ----- 2021 - 2022 -----)      2022 - 2023

ACCOUNT NUMBER	ACCOUNT NAME	2018-2019 ACTUAL	2019-2020 ACTUAL	2020-2021 ACTUAL	CURRENT BUDGET	Y-T-D ACTUAL	PROJECTED YEAR END	PROPOSED BUDGET
<b>PARK MAINTENANCE</b>								
<b>SALARIES and WAGES</b>								
I 517 51010	- Salary - Supervision - Park Maintenance	0	0	0	0	0	0	0
I 517 51020	- Salary - Skilled Labor - Park Maintenance	0	0	0	0	0	0	0
I 517 51030	- Labor Operations - Park Maintenance	0	0	0	0	0	0	0
I 517 51040	- Salary - Extra Help - Park Maintenance	0	0	0	0	0	0	0
	<b>Total Salaries and Wages</b>	<b>0</b>	<b>0</b>	<b>0</b>	<b>0</b>	<b>0</b>	<b>0</b>	<b>0</b>
<b>SUPPLIES</b>								
I 517 52010	- Office Supplies	0	0	0	0	0	0	0
I 517 52020	- Fuel	0	0	0	0	0	0	0
I 517 52040	- Wearing Apparel	0	0	0	0	0	0	0
I 517 52050	- Motor Vehicle Supplies	0	0	0	0	0	0	0
I 517 52060	- Minor Apparatus & Tools	0	0	0	0	0	0	0
I 517 52070	- Laundry & Cleaning	0	0	0	0	0	0	0
I 517 52110	- Other Supplies	0	0	0	0	0	0	0
	<b>Total Supplies</b>	<b>0</b>	<b>0</b>	<b>0</b>	<b>0</b>	<b>0</b>	<b>0</b>	<b>0</b>
<b>CONTRACTUAL</b>								
I 517 53010	- Communication	0	0	0	0	0	0	0
I 517 53030	- Insurance & Bonds	0	0	0	0	251	251	300
I 517 53060	- Traveling Expenses	0	0	0	0	0	0	0
I 517 53070	- Publications	0	0	0	0	0	0	0
I 517 53080	- Utilities	0	0	0	0	0	0	2,400
I 517 53090	- Freight & Express	0	0	0	0	0	0	0
I 517 53110	- Associations	0	0	0	0	0	0	0
I 517 53130	- Postage	0	0	0	0	0	0	0
I 517 53150	- Training	0	0	0	0	0	0	0
I 517 53160	- Promotions & Advertising	0	0	0	0	0	0	0
I 517 53170	- Miscellaneous	0	0	0	0	0	0	0
I 517 53171	Mowing Contract	0	0	0	0	0	0	0
	<b>Total Contractual</b>	<b>0</b>	<b>0</b>	<b>0</b>	<b>0</b>	<b>251</b>	<b>251</b>	<b>2,700</b>
<b>MAINTENANCE - BUILDING STRUCTURES, ETC.</b>								
I 517 54010	- Buildings & Grounds	0	0	0	0	0	0	0
I 517 54140	- Other	3,453	9,360	9,360	30,000	2,514	2,514	27,600
	<b>Total Maintenance - Building Structures, Etc.</b>	<b>3,453</b>	<b>9,360</b>	<b>9,360</b>	<b>30,000</b>	<b>2,514</b>	<b>2,514</b>	<b>27,600</b>
<b>MAINTENANCE - EQUIPMENT</b>								
I 517 55010	- Furniture & Fixtures	0	0	0	0	0	0	0
I 517 55020	- Machinery, Tools & Equipment	0	0	0	0	0	0	0
I 517 55040	- Motor Vehicle	0	0	0	0	0	0	0
	<b>Total Maintenance - Equipment</b>	<b>0</b>	<b>0</b>	<b>0</b>	<b>0</b>	<b>0</b>	<b>0</b>	<b>0</b>
<b>SUNDRY CHARGES</b>								
I 517 56040	- Social Security Taxes	0	0	0	0	0	0	0
I 517 56050	- TMRS & Pension	0	0	0	0	0	0	0
I 517 56070	Audit	0	684	684	700	317	700	700
I 517 56090	- Insurance - Employees	0	0	0	0	0	0	0
I 517 56110	- Workers Compensation	0	0	0	0	0	0	0
I 517 56120	- Unemployment	0	0	0	0	0	0	0

**PROJECTED BUDGET WORKSHEET  
FISCAL YEAR 2023  
GENERAL FUND (01)**

( ----- 2021 - 2022 -----)      2022 - 2023

ACCOUNT NUMBER	ACCOUNT NAME	2018-2019 ACTUAL	2019-2020 ACTUAL	2020-2021 ACTUAL	CURRENT BUDGET	Y-T-D ACTUAL	PROJECTED YEAR END	PROPOSED BUDGET
I 517 56140	Vacation Leave	0	0	0	0	0	0	0
I 517 56150	Sick Leave	0	0	0	0	0	0	0
	<b>Total Sundry Charges</b>	<b>0</b>	<b>684</b>	<b>684</b>	<b>700</b>	<b>317</b>	<b>700</b>	<b>700</b>
	<b>CAPITAL OUTLAY</b>							
I 517 57010	- Land Purchased	0	0	0	0	0	0	0
I 517 57020	- Land Improvements	0	0	0	0	0	0	0
I 517 58010	- Buildings	0	0	0	0	0	0	0
I 517 59010	- Furniture & Fixtures	0	0	0	0	0	0	0
I 517 59020	- Machinery, Tools & Implements	0	0	0	0	0	0	0
I 517 59100	- Miscellaneous	0	0	0	0	0	0	0
	<b>Total Capital Outlay</b>	<b>0</b>	<b>0</b>	<b>0</b>	<b>0</b>	<b>0</b>	<b>0</b>	<b>0</b>
	<b>TOTAL PARK MAINTENANCE</b>	<b>3,453</b>	<b>10,044</b>	<b>10,044</b>	<b>30,700</b>	<b>3,082</b>	<b>3,465</b>	<b>31,000</b>
	<b>TOTALS OF ALL DEPARTMENTS (01)</b>	<b>1707319</b>	<b>1682437</b>	<b>1682437</b>	<b>2086863</b>	<b>1521547</b>	<b>1829248</b>	<b>2200851</b>



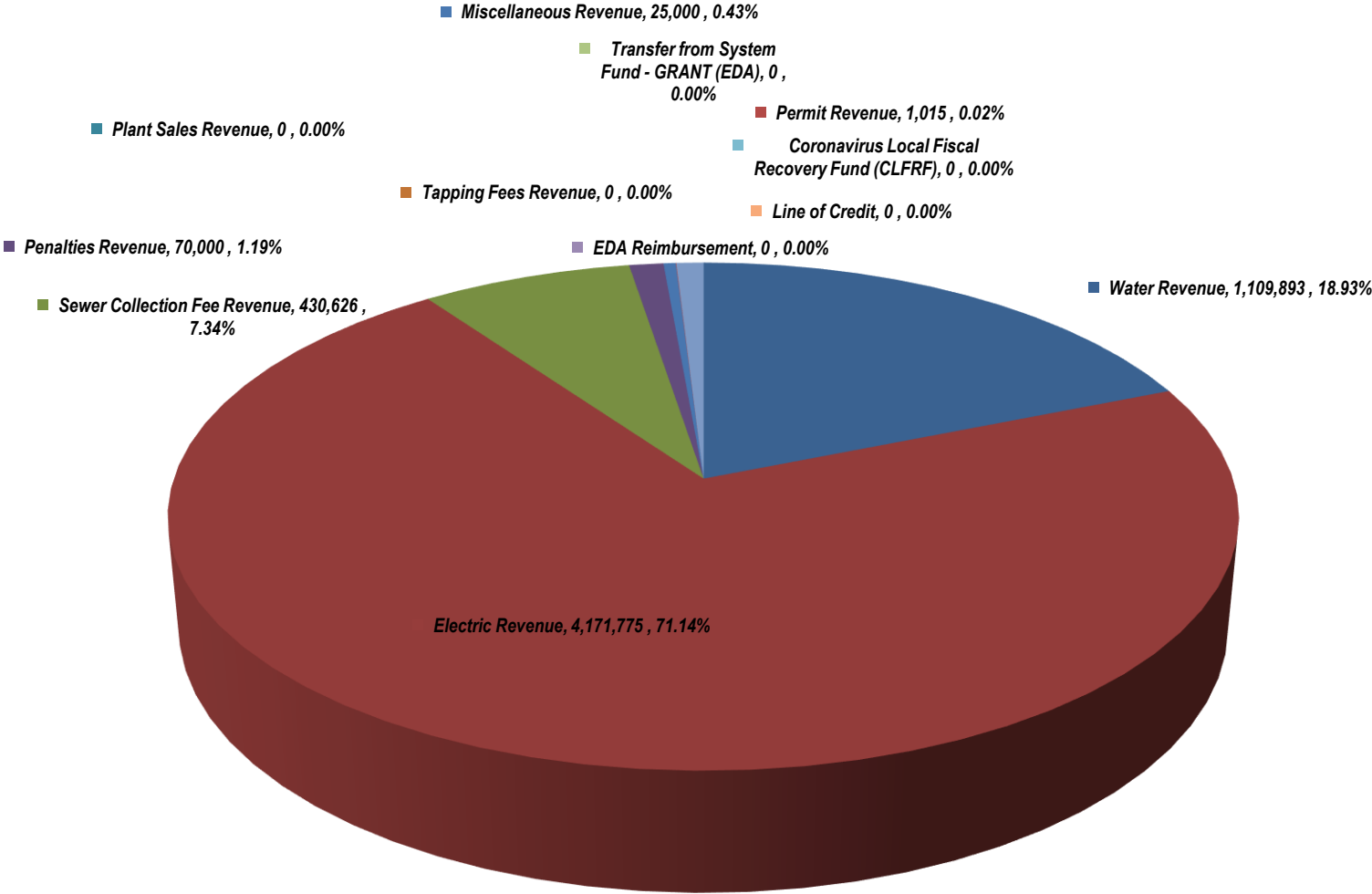
# SYSTEM FUND

**PROJECTED BUDGET WORKSHEET  
FISCAL YEAR 2023  
SYSTEM FUND REVENUE and EXPENDITURE SUMMARY**

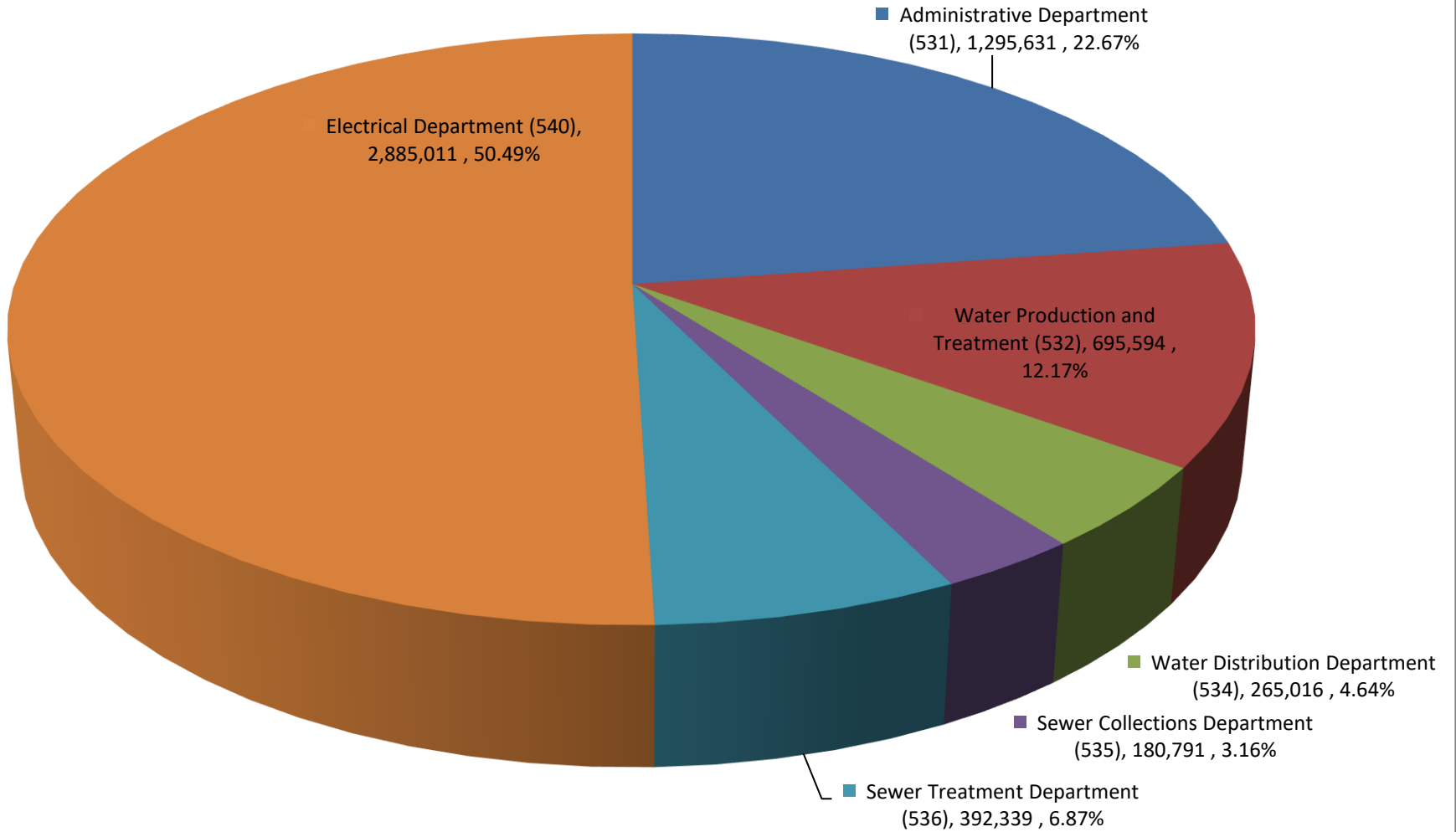
FUND	ACCOUNT NAME	(----- 2020 - 2021 -----)					2021 - 2022	
		2018-2019 ACTUAL	2019-2020 ACTUAL	2019-2020 ACTUAL	CURRENT BUDGET	Y-T-D ACTUAL	PROJECTED YEAR END	PROPOSED BUDGET
<b>REVENUE SUMMARY</b>								
SYSTEM (02)	Water Revenue	966,965	1,012,056	1,012,056	1,001,000	741,548	988,731	1,109,893
SYSTEM (02)	Electric Revenue	2,866,324	2,589,554	2,589,554	2,829,429	2,176,691	3,124,602	4,171,775
SYSTEM (02)	Sewer Collection Fee Revenue	427,142	419,019	419,019	420,000	310,457	413,943	430,626
SYSTEM (02)	Penalties Revenue	76,691	97,199	97,199	75,000	55,023	65,023	70,000
SYSTEM (02)	Plant Sales Revenue	0	0	0	0	0	0	0
SYSTEM (02)	Tapping Fees Revenue	2,638	1,490	1,490	3,000	0	0	0
SYSTEM (02)	Miscellaneous Revenue	116,146	21,153	21,153	38,000	26,033	26,033	25,000
SYSTEM (02)	Permit Revenue	655	0	0	2,500	1,105	1,105	1,015
SYSTEM (02)	Interest Income	0	0	0	0	0	0	0
SYSTEM (02)	Transfer From Bond / Savings	0	0	0	0	0	0	0
SYSTEM (02)	Miscellaneous - Not Billed Revenue	0	0	0	0	0	0	0
SYSTEM (02)	Transfer From Other Funds	0	0	0	167,070	248,000	248,000	0
SYSTEM (02)	Transfer From Debt Services	0	0	0	130,000	50,000	71,000	55,609
SYSTEM (02)	Transfer From General Fund - Grant Revenue	0	0	0	0	0	0	0
SYSTEM (02)	Transfer from System Fund - GRANT (EDA)	0	0	0	0	0	0	0
SYSTEM (02)	EDA Reimbursement	106,620	0	0	200,000	0	0	0
SYSTEM (02)	Coronavirus Local Fiscal Recovery Fund (CLFRF)	0	0	0	129,877	0	0	0
SYSTEM (02)	Line of Credit	0	0	0	0	0	0	0
<b>GRAND TOTALS - ALL SYSTEM FUND REVENUES</b>		<b>4,563,180</b>	<b>4,140,470</b>	<b>4,140,470</b>	<b>4,995,876</b>	<b>3,608,857</b>	<b>4,938,437</b>	<b>5,863,918</b>

<b>EXPENDITURE SUMMARY</b>								
SYSTEM (02)	Miscellaneous Other Expenses	0	0	0				
SYSTEM(02)	Transfer to I & S Fund for Debt Service	138,000	138,000	138,000	138,000	138,000	172,500	75,000
SYSTEM (02)	Repayment of Line of Credit	150000	0	0	0	-	-	185,000
SYSTEM (02)	Payment In Lieu of Taxes to General Fund (530)	-	-	-	-	-	-	-
SYSTEM (02)	Administrative Department (531)	585,399	741,503	741,503	1,029,450	532,965	890,825	1,295,631
SYSTEM (02)	Water Production and Treatment (532)	643,219	697,948	697,948	820,417	660,122	791,233	695,594
SYSTEM (02)	Water Distribution Department (534)	216,452	185,752	185,752	252,399	244,935	276,835	265,016
SYSTEM (02)	Sewer Collections Department (535)	121,972	95,848	95,848	167,720	80,501	101,718	180,791
SYSTEM (02)	Sewer Treatment Department (536)	247,594	223,063	223,063	439,656	198,040	236,944	392,339
SYSTEM (02)	Electrical Department (540)	2,741,658	1,847,824	1,847,824	2,272,232	1,969,728	2,592,382	2,885,011
<b>GRAND TOTALS - ALL SYSTEM FUND DEPARTMENTS</b>		<b>4,844,295</b>	<b>3,929,939</b>	<b>3,929,939</b>	<b>5,119,873</b>	<b>3,824,292</b>	<b>5,062,437</b>	<b>5,974,380</b>

### FY 2023 System Fund Revenue Summary - Proposed Budget



## FY 2023 System Fund Expenditure Summary -- Proposed Budget



**PROJECTED BUDGET WORKSHEET  
FISCAL YEAR 2023**

SS

( ----- 2020 - 2021 ----- ) 2022 - 2023

ACCOUNT NUMBER	ACCOUNT NAME	2018-2019 ACTUAL	2019-2020 ACTUAL	2019-2020 ACTUAL	CURRENT BUDGET	Y-T-D ACTUAL	PROJECTED YEAR END	PROPOSED BUDGET
<b>ADMINISTRATIVE DEPARTMENT</b>								
<b>SALARIES and WAGES</b>								
2 531 51010	- Salary - Supervision	38,714	39,680	39,680	42,400	31,410	41,880	44,732
2 531 51020	- Salary - Skilled Labor	48,544	51,140	51,140	63,600	3,540	4,726	64,141
2 531 51030	- Labor Operations	28,483	29,594	29,594	34,521	8,302	11,069	31,408
2 531 51040	- Salary - Extra Help	0	0	0	0	0	0	0
2 531 51050	- Volunteer Firemen	0	0	0	0	0	0	0
<b>Total Salaries and Wages</b>		<b>115,740</b>	<b>120,414</b>	<b>120,414</b>	<b>140,521</b>	<b>43,252</b>	<b>57,675</b>	<b>140,281</b>
<b>SUPPLIES</b>								
2 531 52010	- Office Supplies	2,869	1,376	1,376	3,000	3,650	3,650	3,000
2 531 52020	- Fuel	668	283	283	750	195	300	750
2 531 52040	- Wearing Apparel	0	0	0	0	0	0	0
2 531 52050	- Motor Vehicle Supplies	0	0	0	500	0	0	500
2 531 52060	- Minor Apparatus & Tools	0	0	0	0	0	0	0
2 531 52070	- Laundry & Cleaning	0	0	0	0	0	0	0
2 531 52090	- Mechanical	0	0	0	0	0	0	0
2 531 52110	- Other Supplies	4,412	3,564	3,564	5,000	3,657	4,500	5,000
<b>Total Supplies</b>		<b>7,949</b>	<b>5,223</b>	<b>5,223</b>	<b>9,250</b>	<b>7,501</b>	<b>8,450</b>	<b>9,250</b>
<b>CONTRACTUAL</b>								
2 531 50693	Payment in Lieu of Taxes	355382	500894	500894	734568	336993	668872	1,019,067
2 531 53010	- Communication	32,798	40,480	40,480	40,500	88,490	88,490	15,000
2 531 53030	- Insurance & Bonds	9,047	7,406	7,406	8,000	8,554	8,554	8,000
2 531 53060	- Traveling Expenses	1,187	427	427	2,500	54	500	2,500
2 531 53070	- Publications	0	0	0	0	0	0	0
2 531 53080	- Utilities	0	0	0	0	0	0	0
2 531 53090	- Freight & Express	0	0	0	0	0	0	0
2 531 53110	- Associations	351	396	396	873	168	168	875
2 531 53130	- Postage	9,690	10,133	10,133	13,000	8,184	10,912	13,000
2 531 53150	- Training	250	260	260	1,800	2,012	2,012	2,100
2 531 53160	Promotions & Advertising	0	0	0	0	0	0	0
2 531 53170	- Miscellaneous	4,709	8,244	8,244	8,500	19,544	19,544	8,500
2 531 53172	UpKeep Contract ( Work Orders)	192	288	288	300	318	318	400
2 531 53173	Website	1,560	1,560	1,560	1,800	1,050	1,050	1,800
2 531 53174	Call Center	0	0	0	5,000	561	2,500	5,000
2 531 53180	- Equipment Rental	2,733	3,151	3,151	3,500	2,272	3,029	3,500
<b>Total Contractual</b>		<b>417,900</b>	<b>573,238</b>	<b>573,238</b>	<b>820,343</b>	<b>468,200</b>	<b>805,949</b>	<b>1,079,742</b>
<b>MAINTENANCE - BUILDING STRUCTURES, ETC.</b>								
2 531 54010	- Buildings & Grounds	0	0	0	0	0	0	0
<b>Total Maintenance - Building Structures, Etc.</b>		<b>0</b>	<b>0</b>	<b>0</b>	<b>0</b>	<b>0</b>	<b>0</b>	<b>0</b>
<b>MAINTENANCE - EQUIPMENT</b>								
2 531 55010	- Furniture & Fixtures	0	0	0	500	632	632	700
2 531 55020	- Machinery, Tools & Equipment	0	0	0	0	0	0	0
2 531 55030	- Instruments & Apparatus	0	0	0	0	0	0	0
2 531 55040	- Motor Vehicle	649	92	92	1,000	0	0	1,000
2 531 55070	- Miscellaneous	2,531	729	729	5,000	0	0	3,000
<b>Total Maintenance - Equipment</b>		<b>3,180</b>	<b>821</b>	<b>821</b>	<b>6,500</b>	<b>632</b>	<b>632</b>	<b>4,700</b>

**PROJECTED BUDGET WORKSHEET  
FISCAL YEAR 2023**

SS

( ----- 2020 - 2021 -----)      2022 - 2023

ACCOUNT NUMBER	ACCOUNT NAME	2018-2019 ACTUAL	2019-2020 ACTUAL	2019-2020 ACTUAL	CURRENT BUDGET	Y-T-D ACTUAL	PROJECTED YEAR END	PROPOSED BUDGET
<b>SUNDRY CHARGES</b>								
2 531 56010	Contributions & Gratuities	0	0	0	500	0	0	500
2 531 56030	Judgements, Damages, Claims	0	0	0	0	0	0	0
2 531 56040	- Social Security Taxes	8,579	8,836	8,836	10,750	3,309	4,412	10,732
2 531 56050	- TMRS & Pension	10,617	9,825	9,825	14,403	3,949	5,265	14,408
2 531 56070	Auditing	588	684	684	700	317	700	700
2 531 56090	- Insurance - Employees	20,500	21,932	21,932	22,710	5,734	7,647	29,088
2 531 56110	- Workers Compensation	322	171	171	599	0	0	2,920
2 531 56120	- Unemployment	23	360	360	675	72	96	810
2 531 56140	Vacation Leave	0	0	0	0		0	0
2 531 56150	Sick Leave	0	0	0	0	0	0	0
	<b>Total Sundry Charges</b>	<b>40,629</b>	<b>41,806</b>	<b>41,806</b>	<b>50,336</b>	<b>13,381</b>	<b>18,120</b>	<b>59,158</b>
<b>CAPITAL OUTLAY</b>								
2 531 57010	- Land Purchased	0	0	0	0	0	0	0
2 531 57020	- Land Improvements	0	0	0	0	0	0	0
2 531 58010	- Buildings	0	0	0	0	0	0	0
2 531 59010	- Furniture & Fixtures	0	0	0	0	0	0	0
2 531 59020	- Machinery, Tools & Implements	0	0	0	0	0	0	0
2 531 59030	- Instruments & Apparatus	0	0	0	0	0	0	0
2 531 59040	- Motor Vehicles	0	0	0	0	0	0	0
2 531 59050	- Other Vehicles	0	0	0	0	0	0	0
2 531 59080	- Communication System	0	0	0	0	0	0	0
2 531 59100	- Miscellaneous	0	0	0	2,500	0	0	2,500
	<b>Total Capital Outlay</b>	<b>0</b>	<b>0</b>	<b>0</b>	<b>2,500</b>	<b>0</b>	<b>0</b>	<b>2,500</b>
<b>TOTAL ADMINISTRATIVE DEPARTMENT</b>		<b>585,399</b>	<b>741,503</b>	<b>741,503</b>	<b>1,029,450</b>	<b>532,965</b>	<b>890,825</b>	<b>1,295,631</b>

**PROJECTED BUDGET WORKSHEET  
FISCAL YEAR 2023**

SS

( ----- 2020 - 2021 -----)      **2022 - 2023**

ACCOUNT NUMBER	ACCOUNT NAME	2018-2019 ACTUAL	2019-2020 ACTUAL	2019-2020 ACTUAL	CURRENT BUDGET	Y-T-D ACTUAL	PROJECTED YEAR END	PROPOSED BUDGET
<b>WATER PRODUCTION and TREATMENT</b>								
<b>SALARIES and WAGES</b>								
2 532 51010	- Salary - Supervision	38,682	33,741	33,741	33,403	24,380	32,507	37,664
2 532 51020	- Salary - Skilled Labor	5,760	41,102	41,102	49,004	41,235	54,960	61,118
2 532 51030	- Labor Operations	53,231	67,324	67,324	88,565	42,210	56,280	50,464
2 532 51040	- Salary - Extra Help	0	0	0	0	0	0	0
	<b>Total Salaries and Wages</b>	<b>97,673</b>	<b>142,167</b>	<b>142,167</b>	<b>170,972</b>	<b>107,826</b>	<b>143,747</b>	<b>149,246</b>
<b>SUPPLIES</b>								
2 532 52010	- Office Supplies	0	0	0	0	0	0	0
2 532 52020	- Fuel	3,336	3,516	3,516	4,000	5,273	5,273	4,000
2 532 52040	- Wearing Apparel	200	467	467	600	376	376	600
2 532 52050	- Motor Vehicle Supplies	15	76	76	1,000	14	14	1,000
2 532 52070	- Laundry & Cleaning	4,009	4,965	4,965	4,900	3,053	4,071	4,900
2 532 52080	- Chemical, Medical, Surgical	229,731	225,295	225,295	200,000	171,483	228,644	200,000
2 532 52090	- Mechanical	9,422	16,722	16,722	10,000	4,436	8,151	10,000
2 532 52110	- Other Supplies	13,345	13,073	13,073	16,000	20,525	20,525	16,000
	<b>Total Supplies</b>	<b>260,058</b>	<b>264,115</b>	<b>264,115</b>	<b>236,500</b>	<b>205,160</b>	<b>267,054</b>	<b>236,500</b>
<b>CONTRACTUAL</b>								
2 532 53010	- Communication	19,404	27,623	27,623	11,000	4,792	6,389	11,000
2 532 53030	- Insurance & Bonds	8,083	7,989	7,989	8,400	9,760	9,760	10,000
2 532 53060	- Traveling Expenses	1,830	979	979	1,000	327	327	1,000
2 532 53070	- Publications	0	0	0	0	0	0	0
2 532 53080	- Utilities	46,928	45,768	45,768	47,500	44,378	59,171	47,500
2 532 53090	- Freight & Express	0	0	0	0	0	0	0
2 532 53100	- Engineering & Related Consultants	347	2,459	2,459	5,000	247	500	5,000
2 532 53110	- Associations	393	281	281	575	584	584	600
2 532 53120	- Permits & Fees	840	0	0	4,000	0	0	4,000
2 532 53130	- Postage	0	0	0	0	0	0	0
2 532 53150	- Training	870	1,952	1,952	2,000	1,301	1,301	2,000
2 532 53170	- Miscellaneous	3,360	12,155	12,155	5,000	2,157	4,984	5,000
2 532 53171	Mowing Contract	8,831	9,812	9,812	7,702	1,680	1,680	0
2 532 53172	UpKeep Contract ( Work Orders)	192	288	288	300	318	318	500
2 532 53180	- Equipment Rental	0	0	0	0	0	0	0
	<b>Total Contractual</b>	<b>91,078</b>	<b>109,307</b>	<b>109,307</b>	<b>92,477</b>	<b>65,545</b>	<b>85,014</b>	<b>86,600</b>
<b>MAINTENANCE - BUILDING STRUCTURES, ETC.</b>								
2 532 54010	- Buildings & Grounds	2,669	3,231	3,231	7,500	14,380	14,380	7,500
2 532 54030	- Filter Beds & Valves	0	0	0	0	0	0	0
2 532 54070	- Street & Alley Repairs	0	0	0	0	0	0	0
2 532 54100	- Plants, Tower, Wells, Reservoir	55,713	45,528	45,528	120,000	61,791	61,791	50,000
2 532 54120	- Service Lines	0	0	0	0	0	0	0
2 532 54140	- Other	0	0	0	0	0	0	0
	<b>Total Maintenance - Building Structures, Etc.</b>	<b>58,382</b>	<b>48,759</b>	<b>48,759</b>	<b>127,500</b>	<b>76,171</b>	<b>76,171</b>	<b>57,500</b>
<b>MAINTENANCE - EQUIPMENT</b>								
2 532 55010	- Furniture & Fixtures	0	0	0	0	0	0	0
2 532 55020	- Machinery, Tools & Equipment	84,127	74,939	74,939	95,000	156,646	156,646	85,000

**PROJECTED BUDGET WORKSHEET  
FISCAL YEAR 2023**

SS

( ----- 2020 - 2021 -----) 2022 - 2023

ACCOUNT NUMBER	ACCOUNT NAME	2018-2019 ACTUAL	2019-2020 ACTUAL	2019-2020 ACTUAL	CURRENT BUDGET	Y-T-D ACTUAL	PROJECTED YEAR END	PROPOSED BUDGET
2 532 55030	- Instruments & Apparatus	0	0	0	0	0	0	0
2 532 55040	- Motor Vehicle	3,667	4,684	4,684	7,500	2,984	4,979	6,500
2 532 55070	- Miscellaneous	0	0	0	0	0	0	0
	<b>Total Maintenance - Equipment</b>	<b>87,794</b>	<b>79,622</b>	<b>79,622</b>	<b>102,500</b>	<b>159,631</b>	<b>161,625</b>	<b>91,500</b>
	<b>SUNDRY CHARGES</b>							
2 532 56040	- Social Security Taxes	7,163	10,684	10,684	13,080	8,249	10,999	11,418
2 532 56050	- TMRS & Pension	8,429	11,872	11,872	17,525	9,844	13,125	15,328
2 532 56070	Audit	588	342	342	350	159	350	350
2 532 56090	- Insurance - Employees	20,078	28,422	28,422	31,794	16,829	22,439	24,240
2 532 56110	- Workers Compensation	3,837	2,635	2,635	10,275	0	0	5,737
2 532 56120	- Unemployment	138	25	25	945	360	360	675
2 532 56140	Vacation Leave	0	0	0	0	0	0	0
2 532 56150	Sick Leave	0	0	0	0	0	0	0
	<b>Total Sundry Charges</b>	<b>40,234</b>	<b>53,979</b>	<b>53,979</b>	<b>73,969</b>	<b>35,442</b>	<b>47,273</b>	<b>57,748</b>
	<b>CAPITAL OUTLAY</b>							
2 532 57010	- Land Purchased	0	0	0	0	0	0	0
2 532 57020	- Land Improvements	0	0	0	0	0	0	0
2 532 58010	- Buildings	0	0	0	0	0	0	0
2 532 58030	- Filtration Plants	0	0	0	0	0	0	0
2 532 58070	- Standpipes & Reservoirs	0	0	0	0	0	0	0
2 532 58110	- Wells & Pumps	0	0	0	0	0	0	0
2 532 58150	- Other	0	0	0	0	0	0	0
2 532 59010	- Furniture & Fixtures	0	0	0	0	0	0	0
2 532 59020	- Machinery, Tools & Implements	8,000	0	0	0	0	0	0
2 532 59030	- Instruments & Apparatus	0	0	0	0	0	0	0
2 532 59040	- Motor Vehicles	0	0	0	0	0	0	0
2 532 59080	- Communication System	0	0	0	0	0	0	0
2 532 59100	- Miscellaneous	0	0	0	16,500	10,349	10,349	16,500
	<b>Total Capital Outlay</b>	<b>8,000</b>	<b>0</b>	<b>0</b>	<b>16,500</b>	<b>10,349</b>	<b>10,349</b>	<b>16,500</b>
	<b>TOTAL WATER PRODUCTION and TREATMENT</b>	<b>643,219</b>	<b>697,948</b>	<b>697,948</b>	<b>820,417</b>	<b>660,122</b>	<b>791,233</b>	<b>695,594</b>



**PROJECTED BUDGET WORKSHEET  
FISCAL YEAR 2023**

SS

( ----- 2020 - 2021 -----) 2022 - 2023

ACCOUNT NUMBER	ACCOUNT NAME	2018-2019 ACTUAL	2019-2020 ACTUAL	2019-2020 ACTUAL	CURRENT BUDGET	Y-T-D ACTUAL	PROJECTED YEAR END	PROPOSED BUDGET
<b>WATER DISTRIBUTION</b>								
<b>SALARIES and WAGES</b>								
2 534 51010	- Salary - Supervision	0	0	0	0	0	0	0
2 534 51020	- Salary - Skilled Labor	0	0	0	0	0	0	0
2 534 51030	- Labor Operations	46055	46314	46314	55780	38,000	50,667	62388
2 534 51040	- Salary - Extra Help	0	0	0	0	0	0	0
2 534 51050	Volunteer Firemen	0	0	0	0	0	0	0
<b>Total Salaries and Wages</b>		<b>46055</b>	<b>46314</b>	<b>46314</b>	<b>55780</b>	<b>38000</b>	<b>50667</b>	<b>62388</b>
<b>SUPPLIES</b>								
2 534 52020	- Fuel	1119	722	722	1300	2,441	2,441	2500
2 534 52040	- Wearing Apparel	301	160	160	600	1,114	1,114	600
2 534 52050	- Motor Vehicle Supplies	40	21	21	1750	69	100	1750
2 534 52070	- Laundry & Cleaning	2567	3346	3346	3600	3,243	4,324	3600
2 534 52080	- Chemical, Medical, Surgical	0	2234	2234	0	0	0	0
2 534 52090	- Mechanical	31513	19485	19485	35000	50,711	50,711	35000
2 534 52110	- Other Supplies	7277	10729	10729	11000	11,676	11,676	11000
<b>Total Supplies</b>		<b>42817</b>	<b>36696</b>	<b>36696</b>	<b>53250</b>	<b>69255</b>	<b>70366</b>	<b>54450</b>
<b>CONTRACTUAL</b>								
2 534 53010	- Communication	1433	1651	1651	1500	497	663	1000
2 534 53030	- Insurance & Bonds	2002	2069	2069	2100	2,061	2,061	2100
2 534 53060	- Traveling Expenses	540	0	0	500	0	0	500
2 534 53070	- Publications	0	0	0	0	0	0	0
2 534 53080	- Utilities	45504	44206	44206	45000	37,486	49,981	45000
2 534 53090	- Freight & Express	0	0	0	0	0	0	0
2 534 53100	Engineering & Related Consultants	0	0	0	0	0	0	0
2 534 53110	- Associations	111	111	111	115	0	0	115
2 534 53130	- Postage	0	0	0	0	154	0	0
2 534 53150	- Training	60	0	0	500	0	0	500
2 534 53170	- Miscellaneous	1213	558	558	1000	2,507	2,507	1000
2 534 53172	UpKeep Contract ( Work Orders)	0	0	0	210	318	318	210
2 534 53180	- Equipment Rental	0	0	0	0	0	0	0
<b>Total Contractual</b>		<b>50862</b>	<b>48595</b>	<b>48595</b>	<b>50925</b>	<b>43024</b>	<b>55530</b>	<b>50425</b>
<b>MAINTENANCE - BUILDING STRUCTURES, ETC.</b>								
2 534 54010	- Buildings & Grounds	33	33	33	0	0	0	0
2 534 54070	- Street & Alley Repairs	0	0	0	0	0	0	0
2 534 54080	- Mains - Water	0	0	0	0	0	0	0
2 534 54110	- Meter & Meter Boxes	1473	1415	1415	2800	339	339	2800
2 534 54120	- Service Lines	54590	14250	14250	40000	62,674	62,674	40000
2 534 54130	- Hydrants & Valves	0	0	0	7000	0	0	7000
2 534 54140	- Other	0	0	0	0	946	946	0
2 534 54150	Trucks - Water Department	0	0	0	0	0	0	0
<b>Total Maintenance - Building Structures, Etc.</b>		<b>56096</b>	<b>15698</b>	<b>15698</b>	<b>49800</b>	<b>63958</b>	<b>63959</b>	<b>49800</b>
<b>MAINTENANCE - EQUIPMENT</b>								
2 534 55010	- Furniture & Fixtures	0	0	0	0	0	0	0
2 534 55020	- Machinery, Tools & Equipment	-2400	16929	16929	9000	1,607	1,607	9000
2 534 55030	- Instruments & Apparatus	0	0	0	0	0	0	0

**PROJECTED BUDGET WORKSHEET  
FISCAL YEAR 2023**

SS

( ----- 2020 - 2021 -----)      2022 - 2023

ACCOUNT NUMBER	ACCOUNT NAME	2018-2019 ACTUAL	2019-2020 ACTUAL	2019-2020 ACTUAL	CURRENT BUDGET	Y-T-D ACTUAL	PROJECTED YEAR END	PROPOSED BUDGET
2 534 55040	- Motor Vehicle	981	495	495	2000	8,929	8,929	2000
2 534 55070	- Miscellaneous	0	0	0	0	0	0	0
	<b>Total Maintenance - Equipment</b>	<b>-1419</b>	<b>17424</b>	<b>17424</b>	<b>11000</b>	<b>10536</b>	<b>10536</b>	<b>11000</b>
	<b>SUNDRY CHARGES</b>							
2 534 56040	- Social Security Taxes	3442	3197	3197	4297	2,934	3,912	4773
2 534 56050	- TMRS & Pension	4254	3555	3555	5757	3,502	4,669	6408
2 534 56070	Audit	588	342	342	350	158	350	350
2 534 56090	- Insurance - Employees	11874	12009	12009	13626	9,667	12,889	14544
2 534 56110	- Workers Compensation	1814	830	830	3375	0	0	2259
2 534 56120	- Unemployment	69	1093	1093	405	168	224	405
2 534 56140	Vacation Leave	0	0	0	0	0	0	0
2 534 56150	Sick Leave	0	0	0	0	0	0	0
	<b>Total Sundry Charges</b>	<b>22040</b>	<b>21025</b>	<b>21025</b>	<b>27809</b>	<b>16429</b>	<b>22045</b>	<b>28739</b>
	<b>CAPITAL OUTLAY</b>							
2 534 57010	- Land Purchased	0	0	0	0	0	0	0
2 534 57020	- Land Improvements	0	0	0	0	0	0	0
2 534 58010	- Buildings	0	0	0	0	0	0	0
2 534 58130	- Service Lines	0	0	0	0	0	0	0
2 534 58150	- Other	0	0	0	0	0	0	0
2 534 59010	- Furniture & Fixtures	0	0	0	0	0	0	0
2 534 59020	- Machinery, Tools & Implements	0	0	0	3835	3733	3733	0
2 534 59030	- Instruments & Apparatus	0	0	0	0	0	0	0
2 534 59040	- Motor Vehicles	0	0	0	0	0	0	8214
2 534 59080	- Communication System	0	0	0	0	0	0	0
2 534 59100	- Miscellaneous	0	0	0	0	0	0	0
	<b>Total Capital Outlay</b>	<b>0</b>	<b>0</b>	<b>0</b>	<b>3835</b>	<b>3733</b>	<b>3733</b>	<b>8214</b>
	<b>TOTAL WATER DISTRIBUTION</b>	<b>216452</b>	<b>185752</b>	<b>185752</b>	<b>252399</b>	<b>244935</b>	<b>276835</b>	<b>265016</b>

**PROJECTED BUDGET WORKSHEET  
FISCAL YEAR 2023**

SS

( ----- 2020 - 2021 -----)      2022 - 2023

ACCOUNT NUMBER	ACCOUNT NAME	2018-2019 ACTUAL	2019-2020 ACTUAL	2019-2020 ACTUAL	CURRENT BUDGET	Y-T-D ACTUAL	PROJECTED YEAR END	PROPOSED BUDGET
<b>SEWER COLLECTIONS</b>								
<b>SALARIES and WAGES</b>								
2 535 51010	- Salary - Supervision	0	0	0	0	0	0	0
2 535 51020	- Salary - Skilled Labor	0	0	0	0	0	0	0
2 535 51030	- Labor Operations	44996	41794	41794	55780	38,001	50,669	62388
2 535 51040	- Salary - Extra Help	0	0	0	0	0	0	0
	<b>Total Salaries and Wages</b>	<b>44996</b>	<b>41794</b>	<b>41794</b>	<b>55780</b>	<b>38001</b>	<b>50669</b>	<b>62388</b>
<b>SUPPLIES</b>								
2 535 52020	- Fuel	1119	722	722	1300	2,441	3,255	1300
2 535 52040	- Wearing Apparel	0	0	0	300	145	193	300
2 535 52050	Motor Vehicle Supplies	0	21	21	1750	0	0	1750
2 535 52070	- Laundry & Cleaning	0	0	0	1000	0	0	1000
2 535 52080	- Chemical, Medical, Surgical	0	0	0	0	0	0	0
2 535 52090	- Mechanical	789	212	212	1500	100	100	1500
2 535 52110	- Other Supplies	3590	8068	8068	5000	109	109	5000
	<b>Total Supplies</b>	<b>5497</b>	<b>9023</b>	<b>9023</b>	<b>10850</b>	<b>2795</b>	<b>3657</b>	<b>10850</b>
<b>CONTRACTUAL</b>								
2 535 53010	- Communication	0	762	762	800	497	663	800
2 535 53030	- Insurance & Bonds	1269	1373	1373	1400	1,369	1,369	1400
2 535 53060	- Traveling Expenses	0	0	0	500	0	0	500
2 535 53080	- Utilities	7595	8239	8239	8200	5,718	7,624	8200
2 535 53090	- Freight & Express	0	0	0	0	0	0	0
2 535 53100	- Engineering & Related Consultants	0	0	0	0	0	0	0
2 535 53150	- Training	0	0	0	0	0	0	0
2 535 53170	- Miscellaneous	358	281	281	1200	308	308	1200
2 535 53172	UpKeep Contract ( Work Orders)	192	288	288	300	0	0	300
2 535 53180	- Equipment Rental	0	0	0	0	0	0	0
	<b>Total Contractual</b>	<b>9413</b>	<b>10942</b>	<b>10942</b>	<b>12400</b>	<b>7893</b>	<b>9964</b>	<b>12400</b>
<b>MAINTENANCE - BUILDING STRUCTURES, ETC.</b>								
2 535 54010	- Buildings & Grounds	0	0	0	0	0	0	0
2 535 54020	- Bridges & Culverts	0	0	0	0	0	0	0
2 535 54030	- Filter Beds & Valves	0	0	0	0	0	0	0
2 535 54040	- Sanitary Sewers	0	0	0	2500	0	0	2500
2 535 54060	- Storm Sewers	0	0	0	0	0	0	0
2 535 54070	- Street & Alley Repairs	0	0	0	0	0	0	0
2 535 54090	- Manholes, Lampholes, & Misc.	0	0	0	0	0	0	0
2 535 54120	- Service Lines	26064	8150	8150	40000	40	40	50000
2 535 54140	- Other	0	0	0	0	0	0	0
	<b>Total Maintenance - Building Structures, Etc.</b>	<b>26064</b>	<b>8150</b>	<b>8150</b>	<b>42500</b>	<b>40</b>	<b>40</b>	<b>52500</b>
<b>MAINTENANCE - EQUIPMENT</b>								
2 535 55010	- Furniture & Fixtures	0	0	0	0	0	0	0
2 535 55020	- Machinery, Tools & Equipment	13304	5040	5040	3500	11,608	11,608	3500
2 535 55030	- Instruments & Apparatus	0	0	0	0	0	0	0
2 535 55040	- Motor Vehicle	544	951	951	2200	0	0	2200
2 535 55070	- Miscellaneous	0	0	0	0	0	0	0
	<b>Total Maintenance - Equipment</b>	<b>13848</b>	<b>5991</b>	<b>5991</b>	<b>5700</b>	<b>11608</b>	<b>11608</b>	<b>5700</b>

**PROJECTED BUDGET WORKSHEET  
FISCAL YEAR 2023**

SS

( ----- 2020 - 2021 -----) 2022 - 2023

ACCOUNT NUMBER	ACCOUNT NAME	2018-2019 ACTUAL	2019-2020 ACTUAL	2019-2020 ACTUAL	CURRENT BUDGET	Y-T-D ACTUAL	PROJECTED YEAR END	PROPOSED BUDGET
<b>SUNDRY CHARGES</b>								
2 535 56040	- Social Security Taxes	3443	3198	3198	4297	2,935	3,913	4773
2 535 56050	- TMRS & Pension	3778	3555	3555	5757	3,502	4,669	6408
2 535 56070	Audit	588	342	342	350	159	350	350
2 535 56090	- Insurance - Employees	12531	12009	12009	13626	9,668	12,891	14544
2 535 56100	- Miscellaneous	0	0	0	0	0	0	0
2 535 56110	- Workers Compensation	1814	830	830	3375	0	0	2259
2 535 56120	- Unemployment	0	14	14	405	169	225	405
2 535 56140	Vacation Leave	0	0	0	0	0	0	0
2 535 56150	Sick Leave	0	0	0	0	0	0	0
<b>Total Sundry Charges</b>		<b>22154</b>	<b>19947</b>	<b>19947</b>	<b>27809</b>	<b>16432</b>	<b>22048</b>	<b>28739</b>
<b>CAPITAL OUTLAY</b>								
2 535 57010	- Land Purchased	0	0	0	0	0	0	0
2 535 57020	- Land Improvements	0	0	0	0	0	0	0
2 535 58010	- Buildings	0	0	0	0	0	0	0
2 535 58030	- Filtration Plants	0	0	0	0	0	0	0
2 535 58040	- Sanitary Sewers	0	0	0	0	0	0	0
2 535 58060	- Storm Sewers	0	0	0	0	0	0	0
2 535 58090	- Mains - Water	0	0	0	0	0	0	0
2 535 58100	- Manholes, Lampholes, & Misc.	0	0	0	0	0	0	0
2 535 58110	- Wells & Pumps	0	0	0	0	0	0	0
2 535 58130	- Service Lines	0	0	0	0	0	0	0
2 535 59010	- Furniture & Fixtures	0	0	0	0	0	0	0
2 535 59020	- Machinery, Tools & Implements	0	0	0	3835	3733	3733	0
2 535 59030	- Instruments & Apparatus	0	0	0	0	0	0	0
2 535 59040	- Motor Vehicles	0	0	0	0	0	0	8214
2 535 59050	- Other Vehicles	0	0	0	0	0	0	0
2 535 59080	- Communication System	0	0	0	0	0	0	0
2 535 59100	- Miscellaneous	0	0	0	8846	0	0	0
<b>Total Capital Outlay</b>		<b>0</b>	<b>0</b>	<b>0</b>	<b>12681</b>	<b>3733</b>	<b>3733</b>	<b>8214</b>
<b>TOTAL SEWER COLLECTIONS</b>		<b>121972</b>	<b>95848</b>	<b>95848</b>	<b>167720</b>	<b>80501</b>	<b>101718</b>	<b>180791</b>

**PROJECTED BUDGET WORKSHEET  
FISCAL YEAR 2023**

SS

( ----- 2020 - 2021 ----- ) 2022 - 2023

ACCOUNT NUMBER	ACCOUNT NAME	2018-2019 ACTUAL	2019-2020 ACTUAL	2019-2020 ACTUAL	CURRENT BUDGET	Y-T-D ACTUAL	PROJECTED YEAR END	PROPOSED BUDGET
<b>SEWER TREATMENT</b>								
<b>SALARIES and WAGES</b>								
2 536 51010	- Salary - Supervision	38,683	33,741	33,741	33,403	24,380	48,576	37,664
2 536 51020	- Salary - Skilled Labor	0	0	0	0	34,902	0	61,185
2 536 51030	- Labor Operations	53,684	42,148	42,148	66,256	23,384	48,674	41,632
2 536 51040	- Salary - Extra Help	0	0	0	0	2,125	0	0
<b>Total Salaries and Wages</b>		<b>92,366</b>	<b>75,889</b>	<b>75,889</b>	<b>99,659</b>	<b>84,792</b>	<b>97,250</b>	<b>140,481</b>
<b>SUPPLIES</b>								
2 536 52010	- Office Supplies	0	0	0	0	0	0	0
2 536 52020	- Fuel	2,928	3,516	3,516	3,500	5,573	7,431	3,500
2 536 52040	- Wearing Apparel	100	200	200	600	114	114	600
2 536 52050	- Motor Vehicle Supplies	15	21	21	0	0	0	0
2 536 52070	- Laundry & Cleaning	2,692	3,503	3,503	3,600	2,934	3,912	3,600
2 536 52080	- Chemical, Medical, Surgical	5,392	7,815	7,815	9,000	4,339	5,785	9,000
2 536 52090	- Mechanical	0	0	0	200	689	619	200
2 536 52110	- Other Supplies	8,074	2,742	2,742	5,000	6,212	8,283	5,000
<b>Total Supplies</b>		<b>19,201</b>	<b>17,797</b>	<b>17,797</b>	<b>21,900</b>	<b>19,860</b>	<b>26,143</b>	<b>21,900</b>
<b>CONTRACTUAL</b>								
2 536 53010	- Communication	566	7,867	7,867	7,000	2,162	2,883	7,000
2 536 53030	- Insurance & Bonds	2,406	2,300	2,300	2,900	3,589	4,785	2,900
2 536 53060	- Traveling Expenses	342	775	775	700	385	513	700
2 536 53070	- Publications	0	0	0	0	0	0	0
2 536 53080	- Utilities	36,690	27,887	27,887	43,380	19,227	25,636	35,000
2 536 53090	- Freight & Express	0	0	0	0	0	0	0
2 536 53100	- Engineering & Related Consultants	100	100	100	15,000	0	0	0
2 536 53110	- Associations	70	111	111	500	0	0	500
2 536 53120	- Permits & Fees	13,866	10,466	10,466	14,000	6,532	8,709	14,000
2 536 53130	- Postage	0	0	0	0	154	154	0
2 536 53150	- Training	532	401	401	600	663	663	600
2 536 53170	- Miscellaneous	390	281	281	1,000	337	337	1,000
2 536 53171	Mowing Contract	4,950	5,500	5,500	5,000	900	900	0
2 536 53172	UpKeep Contract ( Work Orders)	192	288	288	300	318	318	300
2 536 53180	- Equipment Rental	0	0	0	0	0	0	0
<b>Total Contractual</b>		<b>60,104</b>	<b>55,975</b>	<b>55,975</b>	<b>90,380</b>	<b>34,267</b>	<b>44,898</b>	<b>62,000</b>
<b>MAINTENANCE - BUILDING STRUCTURES, ETC.</b>								
2 536 54010	- Buildings & Grounds	437	1,624	1,624	2,500	0	0	2,500
2 536 54060	- Storm Sewers	0	0	0	0	0	0	0
2 536 54140	- Other	0	0	0	0	0	0	0
<b>Total Maintenance - Building Structures, Etc.</b>		<b>437</b>	<b>1,624</b>	<b>1,624</b>	<b>2,500</b>	<b>0</b>	<b>0</b>	<b>2,500</b>
<b>MAINTENANCE - EQUIPMENT</b>								
2 536 55010	- Furniture & Fixtures	0	0	0	0	0	0	0
2 536 55020	- Machinery, Tools & Equipment	40,731	42,468	42,468	25,000	27,576	27,576	25,000
2 536 55030	- Instruments & Apparatus	0	0	0	500	0	0	500
2 536 55040	- Motor Vehicle	326	1,702	1,702	1,500	3,003	3,003	1,500
2 536 55070	- Miscellaneous	0	0	0	0	0	0	0
<b>Total Maintenance - Equipment</b>		<b>41,057</b>	<b>44,170</b>	<b>44,170</b>	<b>27,000</b>	<b>30,579</b>	<b>30,579</b>	<b>27,000</b>

**PROJECTED BUDGET WORKSHEET  
FISCAL YEAR 2023**

SS

( ----- 2020 - 2021 -----)      2022 - 2023

ACCOUNT NUMBER	ACCOUNT NAME	2018-2019 ACTUAL	2019-2020 ACTUAL	2019-2020 ACTUAL	CURRENT BUDGET	Y-T-D ACTUAL	PROJECTED YEAR END	PROPOSED BUDGET
<b>SUNDRY CHARGES</b>								
2 536 56040	- Social Security Taxes	7,066	5,806	5,806	7,625	4,535	6,047	10,747
2 536 56050	- TMRS & Pension	8,499	6,457	6,457	10,215	7,568	10,091	14,428
2 536 56070	Audit	588	342	342	350	159	350	350
2 536 56090	- Insurance - Employees	12,726	13,259	13,259	22,710	15,920	21,227	24,240
2 536 56110	- Workers Compensation	3,702	1,730	1,730	5,989	0	0	4,518
2 536 56120	- Unemployment	0	15	15	675	360	360	675
2 536 56140	Vacation Leave	0	0	0	0	0	0	0
2 536 56150	Sick Leave	0	0	0	0	0	0	0
	<b>Total Sundry Charges</b>	<b>32,582</b>	<b>27,608</b>	<b>27,608</b>	<b>47,563</b>	<b>28,542</b>	<b>38,074</b>	<b>54,957</b>
<b>CAPITAL OUTLAY</b>								
2 536 57010	- Land Purchased	0	0	0	0	0	0	0
2 536 57020	- Land Improvements	0	0	0	0	0	0	0
2 536 58010	- Buildings	0	0	0	0	0	0	0
2 536 58030	- Filtration Plants	0	0	0	83,500	0	0	83,500
2 536 58050	- Sidewalks, Curbs & Gutters	0	0	0	0	0	0	0
2 536 59010	- Furniture & Fixtures	0	0	0	0	0	0	0
2 536 59020	- Machinery, Tools & Implements	1,847	0	0	50,000	0	0	0
2 536 59030	- Instruments & Apparatus	0	0	0	0	0	0	0
2 536 59040	- Motor Vehicles	0	0	0	0	0	0	0
2 536 59050	- Other Vehicles	0	0	0	0	0	0	0
2 536 59080	- Communication System	0	0	0	0	0	0	0
2 536 59100	- Miscellaneous	0	0	0	17,154	0	0	0
	<b>Total Capital Outlay</b>	<b>1,847</b>	<b>0</b>	<b>0</b>	<b>150,654</b>	<b>0</b>	<b>0</b>	<b>83,500</b>
	<b>TOTAL SEWER TREATMENT</b>	<b>247,594</b>	<b>223,063</b>	<b>223,063</b>	<b>439,656</b>	<b>198,040</b>	<b>236,944</b>	<b>392,339</b>

**PROJECTED BUDGET WORKSHEET  
FISCAL YEAR 2023**

SS

( ----- 2020 - 2021 -----)      2022 - 2023

ACCOUNT NUMBER	ACCOUNT NAME	2018-2019 ACTUAL	2019-2020 ACTUAL	2019-2020 ACTUAL	CURRENT BUDGET	Y-T-D ACTUAL	PROJECTED YEAR END	PROPOSED BUDGET
<b>ELECTRICAL DEPARTMENT</b>								
<b>SALARIES and WAGES</b>								
2 540 51010	- Salary - Supervision	59,432	56,308	56,308	64,566	52,475	69,967	72,971
2 540 51020	- Salary - Skilled Labor	52,641	52,305	52,305	105,573	46,916	62,555	58,105
2 540 51030	- Labor Operations	34,117	21,430	21,430	0	47,892	63,856	39,504
2 540 51040	- Salary - Extra Help	0	4,032	4,032	0	1,302	1,302	0
	<b>Total Salaries and Wages</b>	<b>146,189</b>	<b>134,075</b>	<b>134,075</b>	<b>170,139</b>	<b>148,585</b>	<b>197,679</b>	<b>170,580</b>
<b>SUPPLIES</b>								
2 540 52010	- Office Supplies	0	84	84	400	0	0	400
2 540 52020	- Fuel	8,135	7,785	7,785	10,950	11,914	11,914	12,000
2 540 52040	- Wearing Apparel	0	112	112	450	2,674	2,674	2,700
2 540 52050	- Motor Vehicle Supplies	1,510	303	303	1,500	818	818	1,500
2 540 52070	- Laundry & Cleaning	6,509	8,854	8,854	8,400	5,723	7,631	8,400
2 540 52090	- Mechanical	47,315	30,966	30,966	40,000	22,748	35,331	40,000
2 540 52110	- Other Supplies	8,629	8,671	8,671	11,000	5,760	5,760	11,000
	<b>Total Supplies</b>	<b>72,098</b>	<b>56,775</b>	<b>56,775</b>	<b>72,700</b>	<b>49,638</b>	<b>64,128</b>	<b>76,000</b>
<b>CONTRACTUAL</b>								
2 540 53010	- Communication	7,881	11,208	11,208	13,000	6,133	8,177	13,000
2 540 53030	- Insurance & Bonds	17,870	18,517	18,517	20,000	18,550	18,550	20,000
2 540 53060	- Traveling Expenses	0	0	0	500	0	0	500
2 540 53070	- Publications	0	0	0	0	0	0	0
2 540 53080	- Utilities	0	0	0	0	0	0	0
2 540 53090	- Freight & Express	0	0	0	0	0	0	0
2 540 53100	- Engineering & Related Consultants	0	0	0	0	0	0	0
2 540 53130	- Postage	0	0	0	0	228	228	0
2 540 53150	- Training	0	0	0	1,000	0	0	4,500
2 540 53170	- Miscellaneous	838	542	542	750	3,233	3,233	750
2 540 53171	Mowing Contract	1,350	1,500	1,500	1,350	420	420	0
2 540 53172	UpKeep Contract ( Work Orders)	384	576	576	600	0	0	600
2 540 53200	- Power Purchased for Resale	1,786,649	1,554,264	1,554,264	1,880,000	1,655,341	2,198,341	2,474,727
2 540 53300	- Power Purchased for Resale Overage	0	0	0	0	0	0	0
	<b>Total Contractual</b>	<b>1,814,971</b>	<b>1,586,607</b>	<b>1,586,607</b>	<b>1,917,200</b>	<b>1,683,905</b>	<b>2,228,949</b>	<b>2,514,077</b>
<b>MAINTENANCE - BUILDING STRUCTURES, ETC.</b>								
2 540 54010	- Buildings & Grounds	0	0	0	0	0	0	0
2 540 54070	- Street & Alley Repairs	0	0	0	0	0	0	0
2 540 54110	- Meter & Meter Boxes	2,121	0	0	15,000	100	100	15,000
2 540 54120	- Service Lines	601,714	0	0	0	22,198	22,198	0
2 540 54140	- Other (Poles)	3,550	0	0	2,500	332	2,500	4,500
2 540 54200	- Transformers	16,821	8,390	8,390	15,000	12,905	12,905	15,000
	<b>Total Maintenance - Building Structures, Etc.</b>	<b>624,207</b>	<b>8,390</b>	<b>8,390</b>	<b>32,500</b>	<b>35,535</b>	<b>37,703</b>	<b>34,500</b>
<b>MAINTENANCE - EQUIPMENT</b>								
2 540 55010	- Furniture & Fixtures	0	0	0	0	0	0	0
2 540 55020	- Machinery, Tools & Equipment	7,609	1,208	1,208	4,000	5,611	5,611	4,000
2 540 55030	- Instruments & Apparatus	0	0	0	0	0	0	0
2 540 55040	- Motor Vehicle	26,681	18,102	18,102	14,000	13,429	14,000	20,000
2 540 55070	- Miscellaneous	0	0	0	0	0	0	0

**PROJECTED BUDGET WORKSHEET  
FISCAL YEAR 2023**

SS

( ----- 2020 - 2021 -----)      2022 - 2023

ACCOUNT NUMBER	ACCOUNT NAME	2018-2019 ACTUAL	2019-2020 ACTUAL	2019-2020 ACTUAL	CURRENT BUDGET	Y-T-D ACTUAL	PROJECTED YEAR END	PROPOSED BUDGET
	<b>Total Maintenance - Equipment</b>	<b>34,290</b>	<b>19,310</b>	<b>19,310</b>	<b>18,000</b>	<b>19,040</b>	<b>19,611</b>	<b>24,000</b>
	<b>SUNDRY CHARGES</b>							
2 540 56030	Judgements, Damages, Claims	0	0	0	0	0	0	0
2 540 56040	- Social Security Taxes	10,394	8,966	8,966	13,015	7,352	9,803	13,049
2 540 56050	- TMRS & Pension	13,578	11,111	11,111	17,439	8,803	11,737	17,518
2 540 56070	Audit	588	684	684	700	317	700	700
2 540 56090	- Insurance - Employees	23,921	20,808	20,808	27,252	16,149	21,532	29,088
2 540 56100	- Miscellaneous	0	0	0	0	0	0	0
2 540 56110	- Workers Compensation	1,395	665	665	2,477	0	0	4,688
2 540 56120	- Unemployment	27	435	435	810	404	539	810
2 540 56140	Vacation Leave	0	0	0	0	0	0	0
2 540 56150	Sick Leave	0	0	0	0	0	0	0
	<b>Total Sundry Charges</b>	<b>49,903</b>	<b>42,668</b>	<b>42,668</b>	<b>61,693</b>	<b>33,026</b>	<b>44,311</b>	<b>65,853</b>
	<b>CAPITAL OUTLAY</b>							
2 540 57010	- Land Purchased	0	0	0	0	0	0	0
2 540 57020	- Land Improvements	0	0	0	0	0	0	0
2 540 58010	- Buildings	0	0	0	0	0	0	0
2 540 58020	- Bridges & Culverts	0	0	0	0	0	0	0
2 540 58030	- Filtration Plants	0	0	0	0	0	0	0
2 540 58120	- Meter & Meter Boxes	0	0	0	0	0	0	0
2 540 58130	- Service Lines	0	0	0	0	0	0	0
2 540 58200	- Transformers	0	0	0	0	0	0	0
2 540 59010	- Furniture & Fixtures	0	0	0	0	0	0	0
2 540 59020	- Machinery, Tools & Implements	0	0	0	0	0	0	0
2 540 59030	- Instruments & Apparatus	0	0	0	0	0	0	0
2 540 59040	- Motor Vehicles	0	0	0	0	0	0	0
2 540 59080	- Communication System	0	0	0	0	0	0	0
2 540 59100	- Miscellaneous	0	0	0	0	0	0	0
	<b>Total Capital Outlay</b>	<b>0</b>	<b>0</b>	<b>0</b>	<b>0</b>	<b>0</b>	<b>0</b>	<b>0</b>
	<b>TOTAL ELECTRICAL DEPARTMENT</b>	<b>2,741,658</b>	<b>1,847,824</b>	<b>1,847,824</b>	<b>2,272,232</b>	<b>1,969,728</b>	<b>2,592,382</b>	<b>2,885,011</b>



INTEREST  
and  
SINKING  
FUND

FISCAL YEAR 2023  
BUDGET SUMMARY

I & S FUND

	2018 - 2019 ACTUAL	2019 - 2020 ACTUAL	2020 - 2021 ACTUAL	2021 - 2022 BUDGET	Y-T-D ACTUAL	2021-2022 PROJECTED	2022 - 2023 PROPOSED
<b>I &amp; S FUND</b>							
I & S FUND BALANCE	101,207	109,757	115,966	153,302	153,302	153,302	78,900
Revenue From System Fund	138,000	138,000	172,500	138,000	138,000	138,000	75,000
Other Financing Sources					0		
AVAILABLE I & S REVENUE	239,207	247,757	288,466	291,301	291,302	291,302	153,900
Excess of Revenues Transferred to Gen. Fund		0	0	0	0	0	0
Excess of Revenues Transferred to Sys. Fund	0			80,500	80,500	80,500	55,609
Debt Service Payments	129,451	131,820	135,164	136,972	131,902	131,902	50,000
<b>I &amp; S FUND BALANCE</b>	<b>109,756</b>	<b>115,937</b>	<b>153,302</b>	<b>73,830</b>	<b>78,900</b>	<b>78,900</b>	<b>48,291</b>
					0		
					0		
					0		0

**CITY OF SAN AUGUSTINE**

**Combined Series  
Debt Service Schedule**

<b>FY Ending</b>	<b>Series 2010 TWB</b>	<b>Series 2011</b>	<b>Series 2011 CO</b>	<b>Combined Totals</b>	<b>Combined Debt Balance</b>
2023	50,000			50,000	\$ 855,000.00
2024	50,000			50,000	\$ 805,000.00
2025	50,000			50,000	\$ 755,000.00
2026	50,000			50,000	\$ 705,000.00
2027	50,000			50,000	\$ 655,000.00
2028	50,000			50,000	\$ 605,000.00
2029	50,000			50,000	\$ 555,000.00
2030	50,000			50,000	\$ 505,000.00
2031	50,000			50,000	\$ 455,000.00
2032	50,000			50,000	\$ 405,000.00
2033	50,000			50,000	\$ 355,000.00
2034	50,000			50,000	\$ 305,000.00
2035	50,000			50,000	\$ 255,000.00
2036	50,000			50,000	\$ 205,000.00
2037	50,000			50,000	\$ 155,000.00
2038	50,000			50,000	\$ 105,000.00
2039	50,000			50,000	\$ 55,000.00
2040	55,000			55,000	\$ -
<hr/>					
	<b>\$ 1,040,000.00</b>	<b>\$ 580,852.00</b>	<b>\$ 563,990.00</b>	<b>\$ 2,184,842.00</b>	
<hr/>					

**CITY OF SAN AUGUSTINE**

**Certificate of Obligation 2010 TWB -- \$1,050,000  
Debt Service Schedule**

<b>FY Ending 30-Jun</b>	<b>Principal Due 15-Feb</b>	<b>Interest Rate</b>	<b>Interest Due 15-Feb</b>	<b>Interest Due 15-Aug</b>	<b>Total</b>
2023	50,000	0.000%			50,000
2024	50,000	0.000%			50,000
2026	50,000	0.000%			50,000
2027	50,000	0.000%			50,000
2028	50,000	0.000%			50,000
2029	50,000	0.000%			50,000
2030	50,000	0.000%			50,000
2031	50,000	0.000%			50,000
2032	50,000	0.000%			50,000
2033	50,000	0.000%			50,000
2034	50,000	0.000%			50,000
2035	50,000	0.000%			50,000
2036	50,000	0.000%			50,000
2037	50,000	0.000%			50,000
2038	50,000	0.000%			50,000
2039	50,000	0.000%			50,000
2040	55,000				55,000
	<b><u>\$ 1,045,000.00</u></b>		<b><u>\$ -</u></b>	<b><u>\$ -</u></b>	<b><u>\$ 1,045,000.00</u></b>

### CITY OF SAN AUGUSTINE

#### General Obligation Refunding Bonds, Series 2011 -- \$600,000 Debt Service Schedule

<b>FY Ending</b> <b>30-Jun</b>	<b>Principal Due</b> <b>20-Mar</b>	<b>Interest</b> <b>Rate</b>	<b>Interest Due</b> <b>20-Mar</b>	<b>Total</b>
-----------------------------------	---------------------------------------	--------------------------------	--------------------------------------	--------------

### CITY OF SAN AUGUSTINE

#### Combination Tax and Revenue Certificates of Obligation, Series 2011 -- \$500,000 Debt Service Schedule

<b>FY Ending</b> <b>30-Jun</b>	<b>Principal Due</b> <b>15-Feb</b>	<b>Interest</b> <b>Rate</b>	<b>Interest Due</b> <b>15-Feb</b>	<b>Interest Due</b> <b>15-Aug</b>	<b>Total</b>
-----------------------------------	---------------------------------------	--------------------------------	--------------------------------------	--------------------------------------	--------------

CAPITAL  
PROJECTS  
FUND

PROJECTED BUDGET WORKSHEET  
FISCAL YEAR 2023

CAPITAL PROJECT FUND

	2018- 2019 ACTUAL	2019 - 2020 ACTUAL	2020 - 2021 ACTUAL	2021 - 2022 BUDGET	Y-T-D ACTUAL	2021 - 2022 PROJECTED	2022 - 2023 PROPOSED
<b>CAPITAL PROJECT FUND</b>							
FUND BALANCE	42,480	42,480	42,480	42,480	42,480	42,480	42,480
<b>Revenue From System Fund</b>							
Interest Income	0	0	0	0	0		
2010 CO	0	0	0	0	0	0	0
2011 CO	0	0	0	0	0	0	0
Ike 2	0	0	0	0	0	0	0
EDA	0	0	0	0	0	0	0
<b>Capital Project Fund Expenses</b>							
2010 CO	0	0	0	0	0	0	0
2011 CO	0	0	0	0	0	0	0
Ike 2	0	0	0	0	0	0	0
EDA	0	0	0	0	0	0	0
Miscellaneous	0	0	0	0	0	0	0
Operating Transfer Out	0	0	0	37,070	0	0	0
<b>CAPITAL PROJECT FUND BALANCE</b>	<b>42,480</b>	<b>42,480</b>	<b>42,480</b>	<b>5,410</b>	<b>42,480</b>	<b>42,480</b>	<b>42,480</b>



VEHICLE /  
EQUIPMENT  
EXISTING DEBT  
and  
PROPOSED  
PURCHASES

**PROJECTED BUDGET WORKSHEET  
FISCAL YEAR 2023  
DEBT STATEMENT  
Loan Debt**

<b>Loans In Budget</b>	<b>Outstanding FY 2022</b>	<b>PRINCIPAL FY 2022</b>	<b>INTEREST FY 2022</b>	<b>TOTAL PAYMENT FY 2022</b>	<b>ESTIMATED BALANCE FY 2023</b>
Backhoe Purchased I/22/I9	7,467	7,467	202	7,669	0
Mayor Car Purchase FY 2020	3,128	3,128	100	3,228	0
2I Ford FI50 00300 Police Dept.	36,388	4,850	504	5,354	31,538
<b>Total Debt Service</b>	<b>46,983</b>	<b>15,445</b>	<b>806</b>	<b>16,251</b>	<b>31,538</b>

<b>Loans In Budget</b>	<b>Outstanding FY 2023</b>	<b>PRINCIPAL FY 2023</b>	<b>INTEREST FY 2023</b>	<b>TOTAL PAYMENT FY 2023</b>	<b>ESTIMATED BALANCE FY 2024</b>
Backhoe Purchased I/22/I9	0	0	0	0	0
Mayor Car Purchase FY 2020	0	0	0	0	0
Police Car Purchase FY 2020					
Replace Car Wrecked Reflects Balance Less Insurance Claim	0	0	0	0	0
2I Ford FI50 00300 Police Dept.	31,538	10,735	2,280	13,015	20,803
Vehicle for Street Department	45,000	14,113	2,314	16,427	30,887
Vehicle for Meter Reader	45,000	14,113	2,314	16,427	30,887
<b>Total Debt Service</b>	<b>121,538</b>	<b>38,961</b>	<b>6,908</b>	<b>45,869</b>	<b>82,577</b>

**FY 2023**

\$ 16,500.00	SEP TCEQ WTP	02-532-59100
\$ 83,500.00	SEP TCEQ WWTP	02-536-58030
\$ 50,000.00	Sandblasting and Painting Water Plant 02-532-54100 Paying on	
\$ 85,000.00	\$35,000.00 for Monthly Payments for FY 2022	
	Estimate of 50,000 for SKATA;	
	02-532-55020	
\$50,000.00	Reworking a Wastewater section of pipe on Hwy. 96 by King's Inn 02-536	
\$45,000.00	Motor Vehicle for Meter Reader 02-534-59040 & 02-535-59040	
\$45,000.00	Motor Vehicle for Street Department 01-503-59040	
\$36,387.80	Motor Vehicle for Police Depart 01-506-59040 (was added in the FY 2022 Budget)	

# Ordinance #319

**AN ORDINANCE OF THE CITY OF SAN AUGUSTINE, TEXAS; APPROVING AND ADOPTING THE BUDGET FOR THE FISCAL YEAR BEGINNING OCTOBER 1, 2022, ENDING SEPTEMBER 30, 2023, AND MAKING APPROPRIATIONS FOR EACH DEPARTMENT, PROJECT, AND ACCOUNT; REPEALING CONFLICTING ORDINANCES; PROVIDING A SEVERABILITY CLAUSE; AND DECLARING AN EFFECTIVE DATE.**

WHEREAS, the City of San Augustine, (hereafter referred to as the "City") is a General Law Type A municipality located in San Augustine County; and

WHEREAS, the City Manager of the City submitted a budget proposal to the City Council prior to the beginning of the fiscal year, and in said budget proposal set forth the estimated revenues and expenditures; and

WHEREAS, the City Manager has filed with the City Secretary a budget outlining all proposed expenditures of the government of the City for the fiscal year beginning October 1, 2022, and ending September 30, 2023, (hereinafter referred as the "Budget"); and

WHEREAS, the Budget Summary and Notice about 2022 Tax Rates, a copy of both is attached hereto as Exhibit "A" and Exhibit "B" and incorporated herein; and

WHEREAS, the Budget was filed with the City Secretary at least fifteen (15) days before the public hearing was held on the Budget and at least thirty (30) days before the date the City Council makes its tax levy for the fiscal year and such Budget has been available for inspection by any taxpayer; and

WHEREAS, the public notice of a public hearing on the proposed Budget, stating the date, time, place, and subject matter of said public hearing, was given as required by the laws of the State of Texas; and

WHEREAS, such public hearing was held and those wishing to speak on the Budget were heard and were provided an opportunity to present their views on the proposed Budget; and

WHEREAS, the City Council has had the opportunity study the Budget and listen to the comments of the taxpayers at the public hearing held therefore and has determined that the Budget attached hereto is in the best interests of the City and that same should be approved and adopted;

**NOW THEREFORE, BE IT ORDAINED BY THE CITY COUNCIL OF THE CITY OF SAN AUGUSTINE, TEXAS, THAT:**

The budget for the City of San Augustine, Texas as submitted by the City Manager, as revised by the City Council for the Budget Fiscal Year 2022 - 2023, be and the same is hereby adopted and in accordance with the provisions of said budget the appropriations for the ensuing year beginning October 1, 2022 and ending September 30, 2023 for the different departments and proposed of the City of San Augustine, Texas for fixed and determined as outlined in said budget hereto attached; and

That the distribution and divisions of the said budget appropriations be made with the budget of expenditures submitted by the City Manager and as revised by the City Council and which is herein adopted; which said budget is made part of this resolution of the appropriations as outlined in said budget.

It is hereby declared to be the intention of the City Council that the phrases, clauses, sentences, or paragraphs of this ordinance shall be declared unconstitutional by the valid judgment or decree of any court of competent jurisdiction, such unconstitutionality shall not affect any of the remaining phrases, clauses, sentences, or paragraphs of this ordinance, since the same would have been enacted by the City Council without the incorporation in this ordinance of any such unconstitutional phrase, clause, sentence or paragraph.

That this ordinance shall be in full force and effective on October 1, 2022.

Passed, Approved and Adopted this 13th day of September, 2022 by the City of San Augustine, San Augustine County, Texas.

\_\_\_\_\_  
Council Member, City of San Augustine

\_\_\_\_\_  
Council Member, City of San Augustine

\_\_\_\_\_  
Council Member, City of San Augustine

\_\_\_\_\_  
Council Member, City of San Augustine

\_\_\_\_\_  
Council Member, City of San Augustine

\_\_\_\_\_  
Leroy Hughes, Mayor

ATTEST:

\_\_\_\_\_  
Wylma Hewett, City Secretary

FISCAL YEAR 2023 BUDGET SUMMARY							
	2018 - 2019	2019 - 2020	2020 - 2021	2021 - 2022	Y.T.O.	2022 - 2023	2022 - 2023
	ACTUAL	ACTUAL	ACTUAL	BUDGET	ACTUAL	PROPOSED	PROPOSED
<b>Exhibit "A"</b>							
<b>BUDGET SUMMARY (FY 2021 Reflects 15 months - Changed FY Dates to Oct. 1 - Sept. 30)</b>							
<b>GENERAL FUND FUND BALANCE OUT 1</b>							
GENERAL FUND FUND BALANCE OUT 1	0	0	0	0	0	0	0
<b>CENTRAL FUND</b>	176,926	426,494	426,494	322,430	522,510	522,445	48,896
<b>Central Fund Revenues</b>	1,715,555	1,797,719	1,797,719	2,026,318	1,507,422	1,779,702	3,173,114
<b>General Fund Expenditures</b>	1,538,629	1,371,225	1,371,225	1,703,888	1,375,263	2,222,983	
<b>GENERAL FUND FUND BALANCE</b>	148,297	426,269	426,269	318,542	152,147	256,719	0
<b>SYSTEM FUND FUND BALANCE OUT 1</b>							
SYSTEM FUND FUND BALANCE OUT 1	107,444	259,949	259,949	134,210	134,900	134,200	111,442
<b>System Fund Revenues</b>	12,929,217	11,800,910	11,800,910	13,992,879	13,662,897	13,662,897	3,022,976
<b>System Fund Expenditures</b>	4,210,256	3,509,961	3,509,961	5,179,674	3,336,739	4,922,427	6,974,200
<b>SYSTEM FUND FUND BALANCE</b>	45,522	470,100	470,100	219,136	202,160	196,070	0
<b>I &amp; S FUND</b>							
I & S FUND BALANCE	202,267	125,727	118,566	123,200	153,200	143,200	78,000
<b>Revenues from General Fund</b>	138,200	126,500	172,000	128,000	148,000	128,000	78,000
<b>Other Financing Sources</b>	0	0	0	0	0	0	0
<b>AVAILABLE I &amp; S REVENUES</b>	138,200	126,500	172,000	128,000	148,000	128,000	78,000
<b>Direct of Revenues Transferred to Gen. Fund</b>	0	0	0	0	0	0	0
<b>Direct of Revenues - Available to Gen. Fund</b>	138,200	126,500	172,000	128,000	148,000	128,000	78,000
<b>I &amp; S FUND BALANCE</b>	109,457	118,566	118,566	123,200	153,200	143,200	78,000
<b>CAPITAL PROJECT FUND</b>							
CAPITAL PROJECT FUND BALANCE	43,480	43,745	43,745	43,480	42,480	42,480	42,480
<b>Capital Project Fund Revenues</b>	0	0	0	0	0	0	0
<b>Excess Excess</b>	0	0	0	0	0	0	0
<b>2012-13</b>	0	0	0	0	0	0	0
<b>2013-14</b>	0	0	0	0	0	0	0
<b>2014-15</b>	0	0	0	0	0	0	0
<b>2015-16</b>	0	0	0	0	0	0	0
<b>2016-17</b>	0	0	0	0	0	0	0
<b>2017-18</b>	0	0	0	0	0	0	0
<b>2018-19</b>	0	0	0	0	0	0	0
<b>2019-20</b>	0	0	0	0	0	0	0
<b>2020-21</b>	0	0	0	0	0	0	0
<b>2021-22</b>	0	0	0	0	0	0	0
<b>2022-23</b>	0	0	0	0	0	0	0
<b>Capital Project Fund Expenditures</b>	0	0	0	0	0	0	0
<b>2012-13</b>	0	0	0	0	0	0	0
<b>2013-14</b>	0	0	0	0	0	0	0
<b>2014-15</b>	0	0	0	0	0	0	0
<b>2015-16</b>	0	0	0	0	0	0	0
<b>2016-17</b>	0	0	0	0	0	0	0
<b>2017-18</b>	0	0	0	0	0	0	0
<b>2018-19</b>	0	0	0	0	0	0	0
<b>2019-20</b>	0	0	0	0	0	0	0
<b>2020-21</b>	0	0	0	0	0	0	0
<b>2021-22</b>	0	0	0	0	0	0	0
<b>2022-23</b>	0	0	0	0	0	0	0
<b>CAPITAL PROJECT FUND BALANCE</b>	43,480	43,745	43,745	43,480	42,480	42,480	42,480
<b>TOTAL ALL FUNDS ENDING BALANCE</b>	1,117,098	1,084,745	1,122,110	284,788	404,942	297,826	249,931
September 30							

P:\FINANCIALS 2023\FY 2023 Budget.xlsx

## Exhibit "B"

**Notice about 2022 Tax Rates**  
 This notice is provided to you by the City of San Augustine, Texas. It contains information about the 2022 property tax rates for the City of San Augustine. The information in this notice is for informational purposes only and does not constitute an offer of insurance or any other financial product. The information in this notice is for informational purposes only and does not constitute an offer of insurance or any other financial product. The information in this notice is for informational purposes only and does not constitute an offer of insurance or any other financial product.

**Unassessed Fund Balances**  
 The following unassessed balances will be left in the budget with a revenue of zero at the end of the fiscal year. These balances are not intended to be carried over into the next fiscal year.

**Current Year Data Service**  
 The following information is for informational purposes only and does not constitute an offer of insurance or any other financial product. The information in this notice is for informational purposes only and does not constitute an offer of insurance or any other financial product.

**Ordinance #320**

**AN ORDINANCE OF THE CITY OF SAN AUGUSTINE, TEXAS; ESTABLISHING INCREASED MINIMUMS (AVAILABILITY CHARGES) RATES AND CHARGES FOR WATER, WASTEWATER (SEWER), AND ELECTRICAL SERVICES; REPEALING CONFLICTING ORDINANCES; PROVIDING A SEVERABILITY CLAUSE; AND DECLARING AN EFFECTIVE DATE.**

WHEREAS, the City of San Augustine, (hereafter referred to as the "City") is a General Law Type A municipality located in San Augustine, County; and

WHEREAS, the City Council of the City of San Augustine, Texas (hereafter referred to as "City Council") has determined the need to update the minimums (availability charge); rates, and charges for water, wastewater (sewer) and electrical services; and

WHEREAS, a copy of the minimums (availability charges), rates and charges for water, wastewater (sewer) and electrical services is attached as Exhibit A; and

WHEREAS, any rate or charge for any service, installation, or tapping fee not shown on Exhibit A or mentioned in this ordinance will remain as already set forth;

NOW THEREFORE, BE IT ORDAINED BY THE CITY COUNCIL OF THE CITY OF SAN AUGUSTINE, TEXAS, THAT:

It is hereby declared to be the intention of the City Council that the paragraphs, sentences, phrases, clauses, and words of this Ordinance are severable, and if any section, paragraph, sentence, phrase, clause or word or provision in this Ordinance or the application thereof to any person, firm, corporation, situation or circumstance is for any reason judged invalid, the adjudication shall not affect any other section or provision of this Ordinance or the application of any other section or provision to any other person, firm, corporation, situation or circumstance, and the City Council declares that it would have adopted the valid portions and applications of the Ordinance without the invalid parts and to this end the provisions of this Ordinance shall remain in full force.

This Ordinance is cumulative of all other Ordinances of the City affecting the fees, rates, minimums, and charges and does not repeal any of the provisions of other Ordinances except in those instances where the provisions of those Ordinances are in direct conflict with the provisions of this Ordinance.

That this ordinance shall be in full force and effective on October 1, 2022.

Passed, Approved and Adopted this 13th day of September, 2022 by the City of San Augustine, San Augustine, County, Texas.

Leroy Hughes, Mayor

ATTEST:

Wylma Hewett, City Secretary

**Exhibit A of Ordinance #320 for City of San Augustine, San Augustine County, Texas**

**FY 2023**

COUNCIL APPROVED

CITY OF SAN AUGUSTINE

WATER, SEWER, GARGAGE & ELECTRIC RATES & CHARGES

EFFECTIVE WITH THE OCTOBER 2022 BILLING

**WATER RATES**

**RESIDENTIAL WATER RATES:**

\$29.15 includes 0 to 2,000 gallons of water  
 \$4.92 per 1,000 gallons up to the next 13,000 gallons (this is up to 15,000 gallons)  
 \$5.92 per 1,000 gallons up to the next 5,000 (this is up to 20,000 gallons)  
 \$6.42 per 1,000 gallons up to the next 5,000 (this is up to 25,000 gallons)  
 \$8.92 per 1,000 gallons for 1,000 gallons over 25,000 gallons

**COMMERCIAL WATER RATES:**

\$33.72 includes 0 to 2,000 gallons of water  
 \$4.36 per 1,000 gallons up to the next 13,000 gallons (this is up to 15,000 gallons)  
 \$5.36 per 1,000 gallons up to the next 5,000 (this is up to 20,000 gallons)  
 \$5.86 per 1,000 gallons up to the next 5,000 (this is up to 25,000 gallons)  
 \$8.36 per 1,000 gallons for 1,000 gallons over 25,000 gallons

**WHOLESALE RURAL WATER RATES:**

\$8.13 per 1,000 gallons

**BULK WATER SALES:**

**Exhibit A of Ordinance #320 for City of San Augustine, San Augustine County, Texas**

\$15.00 per 1,000 gallons

**SEWER RATES**

*Sewer Rates are based on Water Usage*

**RESIDENTIAL SEWER RATES:**

\$28.69 includes 1,000 gallons of water usage average  
 \$3.10 per 1,000 gallons after the first 1,000 gallons of water usage average

**COMMERCIAL SEWER RATES:**

\$33.00 includes no water average usage average  
 \$3.73 per 1,000 gallons of water usage average

*Sewer Charges are based on a three-month average once each year. The three months are January, February, and March of the same year that the charges are adjusted on the October billing for the November 1 bill. Should a customer have an elevated water usage during the mentioned months consideration is given to adjust the yearly Sewer charge.*

**GARBAGE RATES**

**RESIDENTIAL GARGAGE RATES:**

\$22.19 a month (plus tax) Adopted July 1, 2017  
 Pinyowoods Sanitation Service has a Franchise Agreement with the City of San Augustine to provide exclusive sanitation service.  
 All active utility accounts are required to have sanitation services. Residential customers are billed by the City of San Augustine and Pinyowoods will do the Commercial customers billing.

**Exhibit A of Ordinance #320 for City of San Augustine, San Augustine County, Texas**

**ELECTRICAL CHARGES & RATES**  
**Minimums (Availability Charge)**

Residential Electrical Minimum (Availability Charge) ..... \$34.90 (includes 0 to 175 kwh)  
 Commercial Small Minimum (Availability Charge)..... \$37.30 (includes 0 kwh)  
 Commercial Large Minimum (Availability Charge)..... \$47.75 (includes 0 kwh)  
 Commercial Super Minimum (Availability Charge)..... \$95.50 (includes 0 kwh)

*These Charges & Rates below begin after the 175<sup>th</sup> kwh for Residential and the first kwh for Commercial*  
 Fixed City Customer Charge ..... .03 per kwh

Residential Rate ..... .036120 per kwh  
 Commercial Small Rate ..... .04452 per kwh  
 Commercial Large Rate ..... .03507 per kwh  
 Commercial Super Rate ..... .039795 per kwh

PCA Pass Through from DETEC and ETEC Billings of NO more than ..... .1199 per kwh  
 ..... (This is based on an estimated average of the PCA factors for the current FY)  
 ..... (This can be lowered and/or a refund done if determined it has been over estimated)